



*Value Enhancement
Through Diversity*

*Annual Report
2013*



VISION

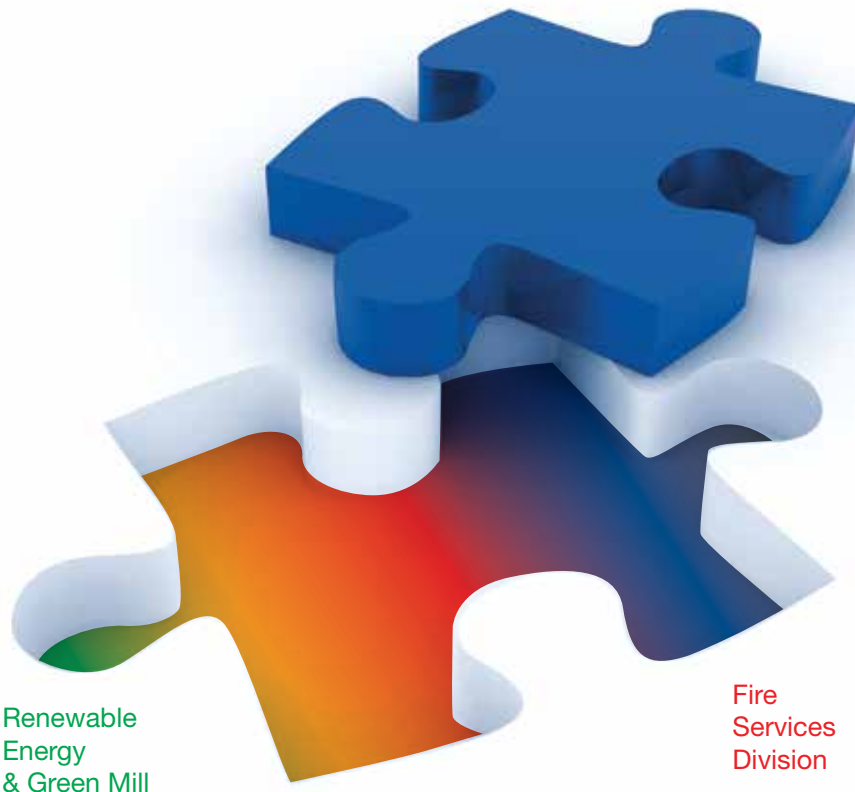
To be a global driving force in bringing cutting edge technology to enhance the quality of life

MISSION

Provide engineering and creative solutions through innovation and technology

CORE VALUES

- Forefront in engineering
- Innovative in meeting business challenges
- Technology driven management and workforce – talent
- Training the team to meet future challenges
- Exceptional returns for stakeholders
- Research emphasis towards delivery of reliable services
- Social responsibility at the centre of the business model



Renewable
Energy
& Green Mill

Property
Development
& Construction

Fire
Services
Division



CONTENTS

02	Company Profile
09	Corporate Information
10	Chairman's Statement
12	Board of Directors' Profile
15	Group Financial Summary
16	Statement on Corporate Governance
29	Audit Committee Report
32	Statement on Risk Management and Internal Control
35	Financial Statements
125	List of Properties Held by the Group
126	Analysis of Shareholdings
129	Notice of 28th Annual General Meeting
	Proxy Form Enclosed

COMPANY PROFILE




DIVERSIFIED GROWTH THROUGH INNOVATION & TECHNOLOGY

FITTERS commenced operations in the 1970s, was listed on the Second Board of Bursa Malaysia in 1994 until its promotion to the Main Board in 2007. Through the years, FITTERS had gained recognition as a “one-stop” fire protection specialist and continues to engage in manufacturing, trading and specialized installation of firefighting equipments as well as the supply of fire safety protection products and services.

Since its promotion to the Main Board in 2007 and through entrepreneurship, FITTERS has successfully enhanced value through the Group’s diversification strategies. In 2007, the Group ventured into property development followed by renewable energy and green mill a year later. In 2013, FITTERS entered into a venture with Molecor Tecnologia S.L. and Ricwil (Malaysia) Sdn Bhd to manufacture and distribute state-of-the-art HYPRO PVC-O pipes in Malaysia and South East Asia.

Strategies are in place to sustain current businesses. Our business model is based on our core competency in engineering and we are constantly seeking strategic businesses for the next growth catalyst.





RENEWABLE & WASTE-TO-ENERGY / GREEN MILL

FUTURE NRG Sdn Bhd (FNRG) is a technology integrator and developer of "Waste-To-Energy", "Waste-To-Resource" projects as well as "Green Mill Zero-Waste" solutions through the use of advanced proprietary technologies in order to produce renewable energy and recover valuable resources from waste. FNRG focuses on the following market segments:

- Sustainable GREEN MILL
 - Production of dry long fibres and biofuel pellets from empty fruit bunch biomass waste.
 - Anaerobic digestion of palm oil mill effluents to capture biogas which produces renewable energy for running the Green Mill plants and the palm oil mill (energy self-sustaining palm oil mill). Prevents uncontrolled release of greenhouse gases into the atmosphere.
- Biomass to Renewable Energy
 - For rural electrification, captive power and grid-connected plants.
 - Utilisation of biomass (in raw form or biofuel pellets) as a renewable resource for production of renewable energy
- Waste-to-Energy, Waste-to-Resource
 - Plasma gasification of industrial, medical and hazardous wastes
 - Total solution for municipal solid wastes using plasma gasification or "plasma hybrid"
 - High-solids anaerobic digestion of food and green wastes to capture biogas.
 - Production of renewable energy for sale to the national grid under the Feed-In Tariff program.



Company Profile
< cont'd



HYPRO PVC-O PIPES MANUFACTURING & DISTRIBUTION



Molecor (SEA) Sdn Bhd was incorporated in 2013 to manufacture and distribute Orientated Polyvinyl chloride (PVC-O) pipes in South East Asia. Our business is the manufacture and distribution of PVC-O pipes under the "HYPRO" brand, using Molecor's proprietary and patented technology.

Molecor (SEA) is jointly owned by FITTERS Diversified Berhad (65%), Ricwil (Malaysia) Sdn Bhd (25%) and Molecor Tecnologia S.L. (10%). Molecor is our principal and technological partner for this venture; which is a pioneer company specializing in the development of the latest technology applying molecular orientation to pipeline solutions, with amazing mechanical properties.

Molecor Tecnologia developed and patented the "molecular orientation" technology that gives PVC-O pipes higher impact resistance and longer lifespan of up to 50 years, compared to the 30-year lifespan of conventional steel-based pipes. PVC-O pipes produced using Molecor's technology have a track record of effective implementations in Australia, Italy, France, Spain, South Africa, and Ecuador.



Molecor (SEA) Sdn Bhd, an investor in the East Coast Economic Region (ECER), had been officially granted a manufacturing licence and a 8-year pioneer status from the Malaysian Industries Development Authority for the manufacturing of HYPRO PVC-O pipes. The construction of our first plant in Gebeng, Kuantan has begun.

Molecor (SEA) is led by a team of talented and passionate professionals whose expertise and enthusiasm drive our vision for excellence. The team is committed to manufacturing and delivering products and services of the highest quality, on time and guaranteed to meet or exceed our customers' expectations at the most economical level.

Our HYPRO pipes will provide operators, installers, engineers and water authorities an excellent solution for water transportation in Malaysia and South East Asia.

Easiest to Install

Bell-Spigot system makes any joint easy and efficient
Even for the bigger dimensions
Guaranteeing perfect leak tightness



Lighter and easier to handle



Impact resistance

South East Asia
Initial Capacity:
11,000 MT/year



Installation

- Extreme resistance to impact
- Scratches do not progress in the pipe structure
- Easy socket system connection
- High resistance to external local loads
- Belling system for leak tightness

Chemical Stress

External Attacks

PVC-O, fully immune to natural substances

Internal Attacks

PVC-O, fully immune to diluted in water substances, included chlorine at any %

Mechanical Stress

Water hammer

Water hammer Overpressure pick (bars) cause for a sudden closure of a conduit at 2,5 m/s

- PVC-O Pipes Using Cutting Edge Technology
- Pipe Integrity and Water Quality
- Increased Hydraulic Capacity
- Maximum Flexibility
- Impact and Hydrostatic Resistance
- Completely Corrosion Resistant
- Eco-friendly Pipes
- Best solution for water transportation

Company Profile
< cont'd

PROPERTY DEVELOPMENT & CONSTRUCTION

FITTERS began its maiden property development project on a prime commercial land in Setapak. ZetaPark sitting atop the vibrant Festival City Mall, comprises 424 SOHOs and 470 residences. Delivery of Vacant Possession for SOHO1 is ongoing. This will be followed by SOHO2 and LOFT through 2014.





Riding on this success, FITTERS will continue to identify niche property development opportunities to generate a steady stream of income for the Group's expansion. Its second high-rise development; ZetaDeSkye featuring a 24-storey two-tower condominium of 284 freehold units is enjoying strong take-up. FITTERS also owns 50 acres of land in Rawang; slated for 650-units of landed residential development with an estimated GDV of RM280 million.



Company Profile
< cont'd

FIRE SERVICES DIVISION

Dubbed as Malaysia's premier "One-Stop" fire protection specialist, this business continues to be bread and butter for the Group generating a steady stream of income...

The Fire Services core business entails:


Manufacturing & Trading

- Manufactures fire-resistant door sets, fire extinguishers, fire safety apparel and foam systems for industrial use
- Full range of fire safety and protection equipment, as well as complete range of fire-fighting and rescue equipment
- Holds foam and blending rights of Chemguard USA for the ASEAN market



M&E Engineering Services

- Provides M&E contracting services for projects based on a design and build concept
- Supplies, installs and provides solutions for electrical, mechanical and fire protection services
- Provides air conditioning and plumbing solutions



Master Pyroserve Sdn Bhd
Your Direct Link To BOMBA

CMS & Maintenance

- Operates and manages the Fire Department's Centralised Fire Monitoring System
- Provides fire maintenance services

FireX - Your first line of Fire Defence Tool



CORPORATE INFORMATION

CORPORATE INFORMATION

Encik Mohammad Nizar Bin Idris	<i>Chairman – Independent Non-Executive Director</i>
Dato' Wong Swee Yee	<i>Non-Independent Managing Director</i>
Datuk Dr Soh Chai Hock	<i>Independent Non-Executive Director</i>
Mr Kong Sin Seng	<i>Independent Non-Executive Director</i>
Encik Zahedi Bin Haji Mohd Zain	<i>Independent Non-Executive Director</i>
Dato' Ir Low Keng Kok	<i>Non-Independent Non-Executive Director</i>
Datin Goh Hooi Yin	<i>Non-Independent Executive Director</i>

COMPANY SECRETARY

Mr Ng Yim Kong (LS 0009297)

SHARE REGISTRAR

Symphony Share Registrars Sdn Bhd
Level 6, Symphony House
Pusat Dagangan Dana 1
Jalan PJU 1A/46
47301 Petaling Jaya
Selangor Darul Ehsan
T : 603.7841.8000
F : 603.7841.8151

HEAD OFFICE & REGISTERED OFFICE

Wisma FITTERS
No. 1, Jalan Tembaga SD 5/2
Bandar Sri Damansara
52200 Kuala Lumpur
T : 603.6276.7155
F : 603.6275.8692
E : fdb@fittersgroup.com

FIRE SERVICES DIVISION

Manufacturing & Trading
Contact : Mr Alex Teoh
T : 603.6277.9009
F : 603.6275.2780
E : fdb@fittersgroup.com

M&E Engineering Services

Contact : Mr Y S Chin
T : 603.6276.7155
F : 603.6275.8692
E : project@fittersgroup.com

CMS / Maintenance Services

Contact : En Anuar Yusuf
T : 603.6276.7155
F : 603.6275.8692
E : mps@fittersgroup.com

PROPERTY DEVELOPMENT & CONSTRUCTION

Contact : Mr S K Gan
T : 603.6277.6768
F : 603.6277.7106
E : zetapark@fittersgroup.com

RENEWABLE & WASTE-TO-ENERGY/ GREEN MILL

Contact : Dr Joe Wong / Mr Chan K H
T : 603.6277.2200
F : 603.6272.1535
E : enquiry@futurenrg.net

HYPRO PVC-O PIPES

Contact : Mr Nomis Sim
T : 603.6276.7155
F : 603.6275.1378
E : inquiry@molecorsea.com

BRANCH OFFICES

Northern:

66B Lintang Angsana
Bandar Baru Ayer Itam
11500 Pulau Pinang
Contact : Mr Tee Joo Seng
T : 604.8290734
F : 604.8290731
E : penang@fittersgroup.com

Central:

13 & 13A Jalan Dato' Haji Megat Khas
Taman Bandaraya Utama
31400 Ipoh, Perak
Contact : Mr David Tiong
T : 605.5477622
F : 605.5477623
E : ipoh@fittersgroup.com

Southern:

12 & 12A Jalan Sagu 5
Taman Daya, 81100 Johor Bahru
T : 607.3559585
F : 607.3559610
E : johor@fittersgroup.com

Sarawak

28, G Floor, Wisma Koperkasa
Jalan Simpang Tiga
93300 Kuching, Sarawak
T : 082.250221
F : 082.256221
E : sarawaku@fittersgroup.com

Singapore

83 Genting Lane #06-01
Singapore 349568
Contact : Mr Pernod Sim
T : 02.6744.1171
F : 02.6741.4173
E : admnsg@fittersgroup.com

AUDITORS

Baker Tilly Monteiro Heng
Baker Tilly MH Tower
Level 10, Tower 1, Avenue 5
Bangsar South City
59200 Kuala Lumpur
T : 603.2297.1000
F : 603.2282.9980

PRINCIPAL BANKERS

AmBank (M) Berhad
CIMB Bank Berhad
Hong Leong Bank Berhad
HSBC Bank Malaysia Berhad
Malayan Banking Berhad
OCBC Bank (Malaysia) Berhad
RHB Bank Berhad
United Overseas Bank (M) Berhad

SOLICITORS

Chur Associates
H.S. Tay, Bahrin & Partners
Manjit Singh Sachdev
Mohamad Radzi & Partners
Ong & Kok
Ong & Partners
Soon Eng Thye & Co
Susanna Lim & Partners

WEBSITE

<http://www.fittersgroup.com>

STOCK EXCHANGE LISTING

Main Market of
Bursa Malaysia Securities Berhad
Stock Short Name : FITTERS
Stock Code : 9318

CHAIRMAN'S STATEMENT

Dear Valued Shareholders,

On behalf of the Board of Directors, it is my pleasure to present the Annual Report and the Audited Financial Statements of FITTERS Diversified Berhad ("FITTERS" or "the Company") for the financial year ended 31 December 2013.

FINANCIAL REVIEW

FITTERS for its year ended 31 December 2013 (FY2013) posted profit after tax of RM39.5 million, marking a 40.6% jump from RM28.1 million previously. The strong bottomline was on the back of a revenue of RM472.5 million, 15.0% higher as compared to RM410.9 million in FY2012.

The Group's FY2013 revenue was driven largely by the Group's Property Development & Construction segment which grew 174.5% over that of FY2012 to RM242.1 million, constituting 51.2% of total Group revenue. Profit Before Tax (PBT) for the segment rose significantly to RM37.8 million, versus RM24.6 million in FY2012. This impressive financial performance results from the success of its maiden development project; ZetaPark@Setapak.

The Fire Services segment sustained its performance in FY2013 to continue to provide a steady stream of income. The Renewable Energy segment saw a 36.9% decrease in revenue to RM114.1 million, largely due to plant shutdown of a palm oil mill during the year for upgrading and expansion works. However, PBT for this segment turned around from a loss of RM3.2 million in FY2012 to a profit of RM1.2 million in FY2013.

FITTERS achievements over the last five years and in particular for FY2013 can be attributed to our ability to carefully build a strong business foundation with operations in diverse industries of high growth prospects that will be able to sustain the Group in the medium to long term.

KEY CORPORATE AND BUSINESS DEVELOPMENT

FITTERS through its wholly owned subsidiary, FITTERS Property Development Sdn Bhd acquired Superior Villa Sdn Bhd (SVSB) and Rasa Anggun Development Sdn Bhd (RADSB) to further enhance its position in the niche property development segment. In August 2013, SVSB launched ZetaDeSkye which features a 24-storey two tower condominium consisting of 284 units of freehold semi-D in the sky. RADSB owns 50 acres of leasehold land in Rawang; slated for development of 650 units of affordable landed residential homes.

FITTERS entered into a Memorandum of Understanding and subsequently Shareholders Agreement with Molecor Tecnologia S.L. and Ricwil (Malaysia) Sdn Bhd to invest in Molecor (SEA) Sdn Bhd (formerly known as FITTERS Industries Sdn Bhd). Molecor (SEA) Sdn Bhd holds the rights to the Molecor technology to manufacture and distribute state-of-the-art HYPRO PVC-O pipes in South East Asia. At the East Coast Economic Region (ECER) 1st Quarter 2014 Update Announcement of Investments in ECER Ceremony held on 25

April 2014, Molecor (SEA) Sdn Bhd, an investor in the ECER, had been officially granted a manufacturing licence and a 8-year pioneer status from the Malaysian Industries Development Authority for the manufacturing of HYPRO PVC-O pipes.

In November 2013, FITTERS announced the implementation of its Long Term Incentive Plan (LTIP) which will be in force for a period of 5 plus 5 years. The LTIP is designed to attract, motivate, reward and/or retain performing employees within the Group and to align the employees' interests with the longer-term performance of the Group as well as the interest of shareholders.

In January 2014, FITTERS announced the proposed listing of Future NRG Sdn Bhd (FNRG) on Catalist, the Sponsor-Supervised Board of the Singapore Exchange Securities Trading Limited (SGX-ST). The listing is subject to approvals and clearance from relevant authorities both in Malaysia and Singapore. On 24 February 2014, FNRG further announced that it had successfully raised SGD6 million via private placement of its Redeemable Convertible Notes.

CORPORATE SOCIAL RESPONSIBILITY

FITTERS continues its tradition of investing in the community by engaging in the **“One-Home-One-Extinguisher”** and **“One-Car-One-Extinguisher”** campaigns, which were introduced by the Ministry of Housing and Local Authorities. In doing so, FITTERS is hopeful of meeting its objective of creating fire safety and prevention awareness amongst members of the public and at the same time ensuring that more Malaysian homes and cars be equipped with **“first line of fire defence tools”**.

FITTERS continued its participation in KidZania Kuala Lumpur's ("KidZania") FIRE Station Pavilion at Kidzania. This pavilion is aimed at promoting fire safety and awareness to the public, in particular, the younger generation and will allow children to learn amongst others, basic fire prevention and awareness skills with hands-on experience in putting out fires.

DIVIDEND PAYOUT AND POLICY

During the year under review, FITTERS had announced its dividend payout as follows :

- In specie of 1 treasury share for every 30 existing ordinary shares held by the shareholders for the financial year ended 31 December 2013 and was paid out on 12 July 2013.
- Interim single tier dividend of 4 percent (2 sen per ordinary share of RM0.50 each) for the financial year ended 31 December 2013. Payment date was 4 April 2014.

On 24 February 2014, FITTERS formalised its dividend policy of paying out at least 30% of the Group's net profit to its shareholders, with effect from financial year ending 31 December 2014. The implementation of our dividend policy is a natural progression for the Group as we see the need to focus on growing our institutional shareholders base in tandem with our business. As we are confident of growing our profitability, this dividend policy will also be a step towards providing our shareholders with consistent returns.

CORPORATE GOVERNANCE

Our Board is committed to upholding and implementing the high standards of Corporate Governance and this is reflected in the various measures listed in the relevant sections of the Annual Report.

In compliance with the Malaysian Code on Corporate Governance 2012 issued by Securities Commission of Malaysia;

we have also adopted a Board Charter (www.fittersgroup.com) to ensure that the responsibilities of the Board are clearly defined, and Code of Ethics and Business Conduct for officers and employees; and the Group's strategic directions is always based on sustainability and good ethical conduct.

ECONOMIC LANDSCAPE AND FUTURE OUTLOOK

Despite the global economic challenges and the recent property cooling measures announced by the Malaysian Government in Budget 2014, we continue to be cautiously optimistic about the prospects for the coming year and will remain focused on our core businesses with the primary aim of enhancing shareholders' value. Whilst there will clearly be challenges in the year ahead, we believe that the most difficult times often present the best opportunities. The Board looks forward to an exciting year ahead for 2014.

In an ongoing effort to add value to the business, FITTERS will constantly look at new opportunities. FITTERS will make smart investments where appropriate in order to grow the business. In doing so, FITTERS will take steps to allocate resources wisely. FITTERS will continue to hire and train disciplined leaders who will focus on achieving the long-term business strategy of the company.

ACKNOWLEDGEMENT

I am very grateful for the invaluable support and cooperation accorded by our valued customers, suppliers, business partners, financiers and consultants. On behalf of the Board, I would also like to thank the management and staff for their commitment and efforts in enabling FITTERS to deliver another year of strong performance.

My heartfelt thanks and appreciation to my fellow board members for their vast experience and advice that proved fundamental in steering FITTERS towards success.

Lastly, we also recognize that the continued success of the Group very much depends on the support of our esteemed shareholders and I, on behalf of the Board would like to extend our gratitude for your confidence in us.

MOHAMMAD NIZAR BIN IDRIS

Chairman

Date : 2 May 2014

BOARD OF DIRECTORS' PROFILE

ENCIK MOHAMMAD NIZAR BIN IDRIS

Encik Mohammad Nizar bin Idris, 71, a Malaysian is the **Chairman of the Board** and an **Independent Non-Executive Director**. He was first appointed to the Board on 21st November 2000. He is also a member of the Audit Committee.

He holds a Bachelor of Law (Honours) degree, AMP (Harvard) and he is a member of the Malaysian Bar.

He started his career in the Civil Service and the Judicial and Legal Service. Prior to joining the private sector, he was the Senior Federal Counsel responsible for tax and treasury matters. In 1976, he joined the Royal Dutch Shell Group. He worked in Malaysia, The Hague (Netherlands) and London. He was the first non-European to head the Legal Division of Shell International Petroleum Co. Ltd in London which dealt with the Royal Dutch Shell Group's business, investments and joint ventures for the world. Before retiring from Shell, he returned to Malaysia to assume the position of Deputy Chairman and Executive Director of Shell Companies in Malaysia and the Chairman of Shell Chemicals. He retired in 1997.

After his retirement, he served on the boards of several companies including a bank, investment bank, insurance and unit trust management companies. He is also on the Board of Eversendai Corporation Berhad. He has no other directorship in other public companies and neither is there any family relationship with any director and/or substantial shareholder. There is no conflict of interest with the Company. There are no convictions for any offences within the last 10 years.

DATO' WONG SWEE YEE, DSSA

Dato' Wong Swee Yee, 56, a Malaysian is the founder of the Company and was first appointed to the Board on 18th January 1986. He is the **Managing Director** and an **Executive Non-Independent Director** of the Company. He is the Chairman of the Executive Committee as well as member of the Remuneration and Risk Management Committees.

He is an Associate Member of Harvard Business School Alumni Club of Malaysia and also Vice-President of the Table Tennis Association of Malaysia.

Having been actively involved in the fire safety and prevention industry since 1979, and as the founder of the Company, he has been instrumental in the growth of FITTERS Group over the years. His visionary entrepreneurial skills, undying passion and foresight had led the Company to move into both, upstream and downstream activities in the fire fighting industry. He has also contributed greatly to the fire safety industry by introducing state-of-the-art technology to Malaysia and through the set-up of a comprehensive network of distributorship rights for specialised fire fighting equipment and systems for FITTERS. Over the past few years, he has been instrumental in taking the Group to greater heights, by diversifying into new areas of property development, renewable, waste-to-energy & green palm oil mill and recently into innovative PVC-O pipes manufacturing and distribution.

He has no other directorship in other public companies. Datin Goh Hooi Yin, his spouse, is also a member of the Board. Save for recurrent related party transactions noted in the Annual Report, there is no conflict of interest with the Company. There are no convictions for any offences within the last 10 years.

MR KONG SIN SENG

Mr Kong Sin Seng, 58, a Malaysian was first appointed to the Board on 22nd December 2001. He is an **Independent Non-Executive Director**. He is the Chairman of the Audit and Risk Management Committee and is a member of the Nominating Committee and Remuneration Committee.

Mr Kong holds a Bachelor of Accounting (Honours) from the Kent University, England. He is also a member of the Institute of Chartered Accountants in England & Wales.

He started his career as an article clerk with Reeves & Neyland Chartered Accountants in the United Kingdom from 1978 to 1982 and subsequently joined Price Waterhouse in 1983. He joined Promet Berhad as Group Financial Executive in 1983 and United Detergent Industries as Financial Controller in 1986. In 1987 he was attached to Promet Petroleum Ltd in Jakarta and subsequently with the Dharmala Group, Indonesia in 1989 as Group Financial Controller. He subsequently became the Managing Director of Heavy Equipment Division and the Director of Financial Services Division. He joined FACB Berhad as the Chief Financial Officer in 1995 and in 1997 was the PA to the Chief Executive Officer of MBF Capital Berhad and as Senior Vice President in MBF Finance Berhad. Since 2000, he became the Chief Executive Officer of Goldwealth Capital Sdn Bhd and is currently the Chief Executive Officer of Widetech (M) Berhad.

He is also on the Board of Widetech (M) Berhad since September 2004. He has no other directorship in other public companies. He has no family relationship with any director and/or substantial shareholder. There is no conflict of interest with the Company. There are no convictions for any offences within the last 10 years.

ENCIK ZAHEDI BIN HAJI MOHD ZAIN

Encik Zahedi bin Haji Mohd Zain, 59, a Malaysian was first appointed to the Board on 26th January 1994. On 22nd December 2001, he was appointed as the Alternate Director to the late Tan Sri Datuk Paduka Dr Hajjah Saleha binti Haji Mohd Ali and ceased on 21st March 2011 after her demise. He was appointed as an **Independent Non-Executive Director** on 1st April 2011. He is also a member of the Audit Committee and Nominating Committee.

He holds a Bachelor of Science Honours Degree (Applied Science) from Brighton Polytechnic, United Kingdom.

He started his career as a production engineer with Petronas in 1981. In 1985 he left Petronas to work in his family businesses which included automotive component parts manufacturing, property development and investment holdings.

He is also an Independent Non-Executive Director of Fajarbaru Builder Group Bhd and has no other directorship in other public companies. There is no conflict of interest with the Company. There are no convictions for any offences within the last 10 years.

Board of Directors' Profile
< cont'd

DATUK DR. SOH CHAI HOCK

PJN, DSSA, DSM, JSM, KMN, AMN, PBM, LLD (USA), HON F.I.(FIRE) E.(UK), MMIM

Datuk Dr. Soh Chai Hock, 69, a Malaysian was first appointed to the Board on 1st April 2011. He is an **Independent Non-Executive Director**. He is also the Chairman of the Nominating and Remuneration Committee.

Datuk Dr. Soh is National Chairman of the Malaysian Fire Prevention Council, a Government link NGO. He was conferred a 'Doctorate of Laws' (LLD) by the Anna Maria College, Paxton, Massachusetts, USA in 1998. He is professionally trained on FEMA's highest level of Command and Control program in the United States and on "Senior Crisis Management – Anti Terrorism" with the Department of State, Bureau of Diplomatic Security and Louisiana State University, USA.

He was also the co-founder and Adjunct Professor for the Master of Science ("ERP") program in University Putra Malaysia and Chief Editor for the "Guide for Fire Protection in Malaysia". In 1996, he was appointed Vice President of the Fire Chiefs Association of Asia (IFCAA) and was invited to sit in the United Nations Fire Expert Committee, Geneva, Switzerland during the Indonesian wild land fire and South East Asian haze disaster in 1997.

He was also a Post Cabinet committee member for the Ministry of Housing and Local Government, Malaysia. In 1999, he retired as the Director General of the Malaysian Fire and Rescue Services and was appointed 'Fire Expert' by the Asian Productivity Organization for 20 Asia-Pacific countries. In 2010, he was conferred the 'Fellow of the Institute of Fire Engineers, United Kingdom.

Since his retirement from the public sector, he has continued to be active in both the public and private sector. He had served as an Independent Director for Proton Automobile (M) Bhd and Proton Edar Sdn Bhd, Asia Insurance (M) Bhd and HOPU Investment Management Co Ltd.

At present, he has no other directorship in other public companies. There is no family relationship with any director and/or substantial shareholder. He has no conflict of interest with the Company and there are no convictions for any offences within the last 10 years.

DATO' IR. LOW KENG KOK

Dato' Ir. Low Keng Kok, 59, a Malaysian was appointed to the Board on 21st November 2012. He is a **Non-Independent Non-Executive Director**.

Dato' Low graduated from University of Malaya with a Bachelors of Engineering (Honours) Degree in civil engineering. He is a Chartered Engineer and a Chartered Environmentalist (UK). He is a Fellow of the Institute of Engineers Malaysia and Institute of Highways and Transportation (UK). He is a corporate member of the Institute of Water and Environmental Management (UK) and the Institute of Civil Engineers, UK (M.I.C.E.). He is also the Vice President of the Master Builders Association Malaysia. He has more than 35 years of experience in the management of buildings, infrastructure and privatisation projects.

He is a Director of Universiti Teknologi Malaysia (UTM) and Industry Advisor to Universiti Sains Malaysia (USM), Universiti Tunku Abdul Rahman (UTAR) and Universiti Malaya (UM) (Civil Engineering).

Dato' Low was the Managing Director of Road Builder (M) Holdings Berhad from 1998 to 2007. He remained as a Director of Fajarbaru Builder Group Bhd after his resignation as the Managing Director, a post he has held from 2007 to 2012. He has no other directorship in other public companies. There is no family relationship with any director and/or substantial shareholder. He has no conflict of interest with the Company and there are no convictions for any offences within the last 10 years.

DATIN GOH HOUI YIN

Datin Goh Hooi Yin, 53, a Malaysian is an **Executive Non-Independent Director**. She was first appointed to the Board on 15th December 2008. She is a member of the Executive Committee. She holds a Bachelor of Science (Mathematics), First Class Honours degree from University of Malaya.

She started her career as an analyst with an insurance IT company. She subsequently joined an IT organization and effectively served in various positions spanning across sales & marketing, project management, consulting, customer service and profit centre responsibilities. She joined the Group's subsidiary (Master Pyroserve Sdn Bhd) for a period of 3 years; assisting in the ISO accreditation and overseeing the maintenance operations.

She has no other directorship in other public companies. She is the spouse of Dato' Wong Swee Yee, the Managing Director and a substantial shareholder of the Company. There is no conflict of interest with the company. There are no convictions for any offences within the last 10 years.

GROUP FINANCIAL SUMMARY

AS AT 31 DECEMBER 2013

RM'000	2013	2012	2011	2010	2009
Revenue	472,500	410,896	446,488	189,756	126,226
Profit before taxation	55,831	38,109	29,719	18,929	9,975
Taxation	(16,339)	(10,046)	(7,436)	(4,939)	(1,675)
Profit after taxation	39,492	28,063	22,283	13,990	8,300
Minority interests	(277)	(175)	(89)	(829)	(284)
Profit for the year	39,215	27,888	22,194	13,161	8,016
Share capital	155,929	155,929	108,208	108,204	65,579
Share premium	2,863	2,863	-	-	-
Treasury shares	(10,278)	(14,452)	-	-	(2,277)
Distributable reserves	103,529	70,345	42,446	20,251	43,388
Non-distributable reserves	29,949	7,908	8,454	7,033	7,862
Shareholders' Fund	281,992	222,593	159,108	135,488	114,552
Property, plant and equipment	148,459	43,550	37,617	31,684	14,658
Land held for property development	-	-	-	-	30,922
Investments properties	528	550	863	1,109	1,607
Intangible assets	4,360	4,531	4,360	4,531	4,702
Land use rights	4,491	4,153	4,439	3,481	-
Investments in associates	-	-	8,002	-	-
Investments securities	21,541	29,203	25,656	19,294	19,295
Trade and other receivables	1,311	2,791	4,734	17,260	582
Deferred tax asset	-	-	-	-	285
Current assets	283,684	266,901	208,787	162,260	114,632
Total Assets	464,374	351,679	294,458	239,619	186,683
Bank Borrowings	79,714	31,818	44,125	14,689	19,376
Net Assets	283,897	224,071	160,421	136,713	114,974
Net Assets per share (sen)	91.03	71.85	74.13	63.17	91.21
Weighted Average Number of Ordinary Shares Issue ('000)	291,434	224,523	216,416	203,440	194,920
Earnings per share (sen)	13.46	12.42	10.26	6.47	4.11

STATEMENT ON CORPORATE GOVERNANCE

The Board of Directors (“Board”) of FITTERS Diversified Berhad (“FITTERS” or “the Company”) remains firmly determined and committed in ensuring that required standards of corporate governance are practised and applied across FITTERS Group of Companies (“FITTERS Group”).

The Board is aware that good and effective corporate governance includes the need to attain high standards of business ethics, accountability, integrity, transparency and professionalism across all activities and overall conduct of FITTERS Group. As such, FITTERS shall also continue to strive to promote a culture of integrity, excellence and professionalism among its employees.

The Board is pleased to disclose below a description of how FITTERS Group has applied the principles and recommendations as set out in the Malaysian Code on Corporate Governance 2012 (“Code”) throughout the financial year ended 31 December 2013.

1. BOARD OF DIRECTORS

1.1 Roles and Responsibilities of the Board

The Board plays an important role in setting the vision, purpose and strategies of the organisation. FITTERS is led and managed by a pro-active Board that is able to provide effective leadership and assumes full responsibilities for the overall performance of the Group by setting strategic plans and policies for the Company and overseeing the conduct of the Company’s businesses and financial reporting. The Board also focuses on reviewing the adequacy and integrity of the Company’s internal control systems and management information system, management and staff succession planning, identifying key risks and ensuring implementation of appropriate systems to manage these risks and developing shareholder’s communication policy for the Company. The concepts of transparency, accountability and integrity continue to form the foundation on which the Board discharges its duties.

The Board has appropriately delegated specific tasks to four (4) Committees, being the Audit, Executive (EXCO), Nominating, Remuneration and Risk Management Committees. These Committees have wide ranging authorities and make recommendations to the Board which holds the ultimate responsibility.

The Board maintains a supervisory control over management through the guardianship of the EXCO which ensures implementation of standard operating procedures and efficient management of the FITTERS Group.

The Board has developed a Board Charter which sets out its roles, structure, responsibilities, functions and processes of the Board and Committees and also the duties and responsibilities of the Management. The Board Charter will be periodically reviewed and updated by the Board, as and when deemed necessary, to ensure it remains consistent with its objectives and existing regulatory requirements. The Board Charter is available in the Company’s website at www.fittersgroup.com. The Board has also established the Code of Business Ethics for Directors and all employees of the Group.

1.2 Board Composition and Balance

The Board has seven (7) members providing a balanced mix of two (2) Executive Directors, one (1) Non-Independent Non-Executive Director and four (4) Independent Non-Executive Directors, whose varied skills and vast experiences are relevant to the Group’s business operations. There is a clear segregation of responsibilities between the Chairman and the Managing Director to ensure a balance of power and authority. The Board is led by Encik Mohammad Nizar Bin Idris as the Independent Non-Executive Chairman. Dato’ Wong Swee Yee, the Managing Director, leads the executive management of the Company. No one individual or small group of individual Directors dominate the Board’s decisions. The composition of the Board fairly reflects the interest of the majority and minority shareholders. A brief profile of each Director is presented in the Board of Directors’ Profile section of the Annual Report.

The Independent Directors are independent of management and free from any relationship or any transaction, which may interfere with their independent judgement. All the independent Directors have demonstrated to the Board that they have exercised unbiased and independent judgement and participation in discussion, safeguarding the interest of the Group and the minority shareholders. The composition of the Board complies with Paragraph 15.02 of the Main Market Listing Requirements of Bursa Malaysia Securities Berhad (“Bursa Securities”) whereby at least one-third of the Board is independent. The concept of independence adopted by the Board is in accordance with the definition of an Independent Director in Paragraph 1.01 of the Main Market Listing Requirements of Bursa Securities.

1. BOARD OF DIRECTORS (CONT'D)

1.2 Board Composition and Balance (cont'd)

The Board, through the Nominating Committee, will assess the independence of the Independent Non-Executive Directors on an annual basis. The tenure of an independent director should not exceed a cumulative term of nine (9) years. Upon completion of the nine (9) years, an Independent Director may continue to serve on the Board subject to the director's re-designation as a non-independent director. The Board must justify and seek shareholders' approval in the event it intends to retain the Independent Director.

1.3 Board Meetings

The Board meets at least four (4) times a year, with additional meetings convened as and when necessary. During the financial year ended 31 December 2013, six (6) Board meetings were held at the registered office of the Company. Details of attendance of these meetings are as follows:

Directors	No. of Meetings Attended
Encik Mohammad Nizar Bin Idris	6 / 6
Dato' Wong Swee Yee	6 / 6
Datin Goh Hooi Yin	6 / 6
Mr. Kong Sin Seng	6 / 6
Datuk Dr. Soh Chai Hock	6 / 6
Encik Zahedi Bin Haji Mohd Zain	6 / 6
Dato' Ir. Low Keng Kok	6 / 6

Each of the Directors has attended more than fifty percent (50%) of Board meetings, thus fulfilling the requirement of the Main Market Listing Requirements.

Each Director is expected to attend all meetings of the Board, general meetings and each Committee Meeting that the Director is a member. The Board would agree on an annual basis on the meeting dates for the whole year so that each member of the Board is able to plan his/her schedule accordingly. This helps to ensure that the Board is committed to meet when the time arises.

The Board meets on matters reserved specifically for its decision to ensure that the overall strategic direction and control of the FITTERS Group is firmly in its hands. These include matters such as dividend policy, major asset acquisitions and disposals, joint ventures and investments decisions, issue of new shares, related party transactions, financial performance and other important matters which fall under the purview of the Board.

1.4 Supply of Information

Prior to each Board meeting, every Director is given an agenda and a set of Board Papers for each agenda to be deliberated. The Board Papers include minutes of the previous meeting, quarterly financial results and issues requiring the Board's deliberation and approval and other ad-hoc reports. For example, minutes of the EXCO, Audit Committee and Nominating Committee are extended to the members of the Board at the conclusion of each of the meetings. The findings of the Risk Management Committee are also extended to the Board.

The Board members have unrestricted access to timely and accurate information, necessary in the performance of their duties as a full board as well as in their individual capacities. Whenever the need arises, senior management will be invited to board meetings to further assist the Board in understanding the Company's operations.

All Directors have access to the advice and services of the Company Secretary, the Internal Auditor and the External Auditors. In the execution of their duties as Directors, whenever independent professional advice is required, external independent expert may be engaged at the expense of the Company.

1. BOARD OF DIRECTORS (CONT'D)

1.5 Company Secretary

The Company Secretary provides guidance to the Board on matters pertaining to the Board's responsibilities in order to ensure that they are effectively discharged within relevant legal and regulatory requirements. This includes updating the Board on the Main Market Listing Requirements and other legal and regulatory developments and their impact on the Group and its business.

The Company Secretary and/or his representatives attend all the meetings where he records and/or his representative(s) circulates the minutes of the meetings. He is also responsible for the safekeeping of the minutes by ensuring that they are kept at the registered office of the Company and are available for inspection, if required.

1.6 Appointments to the Board

The appointment of new Directors is under the purview of the Nominating Committee which is responsible for making recommendations to the Board of suitable candidates for appointment as Director of the Company. Suitable candidates must be approved by the Board.

As part of the process of assessing the suitability of candidate for Board membership, the Nominating Committee takes into account various factors such as the individual's educational background, experience, the Main Market Listing Requirements and general knowledge of the Company's business and market.

1.7 Re-election of Directors

In accordance with the Company's Articles of Association, all newly appointed Directors shall retire from office but shall be eligible for re-election in the next Annual General Meeting subsequent to their appointment. The Articles of Association also provide that at least one third of the remaining Directors be subject to re-election by rotation at each Annual General Meeting. Directors over seventy years of age are required to submit themselves for re-appointment annually in accordance with Section 129(6) of the Companies Act, 1965.

1.8 Directors' Training

All Directors have attended the Mandatory Accreditation Programme prescribed by Bursa Securities. As an integral element in the process of appointing new Directors, there will be a period of orientation and education for the new Board members and where appropriate, visit to the Group's businesses and meetings with the senior management team to facilitate their understanding of the Group's businesses and operations.

All Directors have also attended the training programmes as required by Bursa Securities, in order to keep abreast with development in the industry as well as new regulatory development on a continuous basis.

During the financial year ended 31 December 2013, the Board members have attended individually and collectively the following training programmes:

Name of Directors	Training Programmes
Encik Mohammad Nizar Bin Idris	<ul style="list-style-type: none"> • In-house Directors' Training on Board Charter, Whistleblowing Policy, Code of Conduct • Role of Board in Corporate Fraud Oversight • Corporate Governance Management and Best Practices "Related Party Transaction - From Governance Challenges to Impactful Results"
Dato' Wong Swee Yee	<ul style="list-style-type: none"> • In-house Directors' Training on Board Charter, Whistleblowing Policy, Code of Conduct

1. BOARD OF DIRECTORS (CONT'D)

1.8 Directors' Training (cont'd)

Name of Directors	Training Programmes
Datin Goh Hooi Yin	<ul style="list-style-type: none"> • In-house Directors' Training on Board Charter, Whistleblowing Policy, Code of Conduct • Bursa-Nominating Committee Programme
Mr. Kong Sin Seng	<ul style="list-style-type: none"> • In-house Directors' Training on Board Charter, Whistleblowing Policy, Code of Conduct • Enhanced Understanding of Risk Management and Internal Control
Datuk Dr. Soh Chai Hock	<ul style="list-style-type: none"> • In-house Directors' Training on Board Charter, Whistleblowing Policy, Code of Conduct • Future of Corporate Reporting • CFO Breakfast Talk - "100 Drivers of Change for the Global Accountancy Profession"
Encik Zahedi Bin Haji Mohd Zain	<ul style="list-style-type: none"> • In-house Directors' Training on Board Charter, Whistleblowing Policy, Code of Conduct • Effective Operational and Risk Management : "Government Intervention in Business: Some Public Policy Issues"
Dato' Ir. Low Keng Kok	<ul style="list-style-type: none"> • In-house Directors' Training on Board Charter, Whistleblowing Policy, Code of Conduct • Responsible and Sustainable Growth Through Corporate Governance by MSWG

The Directors will continue to undergo other relevant training programmes and seminars in order to ensure that they are well equipped with the relevant knowledge as well as emergent strategic directions and ideas that will enable them to discharge their duties in a more efficient manner.

1.9 Board Committees

1.9.1 Audit Committee

The Company has an Audit Committee whose composition meets with the Main Market Listing Requirements, where Independent Directors form the majority and a member is a qualified accountant. The Audit Committee reviews issues related to accounting policies, external financial reporting, monitors the work of the internal audit department and ensures an objective and professional relationship is maintained with the External Auditors. The Audit Committee has full access to both the internal and external auditors who, in turn, have access at all times to the Chairman of the Audit Committee. The role of the Audit Committee and the number of meetings held during the financial year as well as the attendance record of each member are set out in the Audit Committee Report in the Annual Report.

1. BOARD OF DIRECTORS (CONT'D)

1.9 Board Committees (cont'd)

1.9.2 Nominating Committee

The Company had on 22 December 2001 established a Nominating Committee in line with the Code. The composition of the Nominating Committee, which consists of Independent Non-Executive Directors, is as follows:

Chairman:	Datuk Dr. Soh Chai Hock <i>(Independent Non-Executive Director)</i>
Members:	Mr. Kong Sin Seng <i>(Independent Non-Executive Director)</i> Encik Zahedi Bin Haji Mohd Zain <i>(Independent Non-Executive Director)</i>

The Nominating Committee's functions are to:

- (a) ensure that the Company recruits, retains, trains and develops the best available executive and non-executive directors and manages board succession effectively;
- (b) recommend to the Board, candidates for all directorships to be filled by the shareholders or the Board after considering the candidates' skills, knowledge, expertise, experience, professionalism and integrity. In the case of the candidates for the position of the Independent Non-Executive Directors, the Nominating Committee should also evaluate the candidates' ability to discharge such responsibilities/functions as expected from Independent Non-Executive Directors;
- (c) consider, in making its recommendations, candidates for directorship proposed by the Managing Director and within the bounds of practicality, by any other senior executive or any Director or any shareholder;
- (d) recommend to the Board, Directors to fill the seats on Board Committees;
- (e) review the Board's structure and balance between Executive and Non-Executive Directors;
- (f) assess the effectiveness of the Board as a whole, the effectiveness of the committees of the Board and the contribution of each individual Director, including Independent Non-Executive Directors and Managing Director;
- (g) review the required mix of skills and experience and other qualities including core competencies which Non-Executive Directors shall bring to the Board;
- (h) perform any other ad-hoc duties that may be required by the Board; and
- (i) consider succession planning.

The Board shall determine and identify from time to time via its Nominating Committee the size, skills and gender of the Committees to effectively make decision and to discharge its roles and responsibilities for the benefit of the Group.

In appointing the appropriate individual to the Board and membership of Board Committees, the Nominating Committee shall take into consideration the following criteria:

- Skills, knowledge, expertise and experience
- Professionalism
- Boardroom diversity (including gender diversity)
- Background, character, competence, time commitment and integrity
- In the case of candidates for the position of Independent Non-Executive Directors, the candidates ability to discharge such responsibilities is also evaluated

1. BOARD OF DIRECTORS (CONT'D)

1.9 Board Committees (cont'd)

1.9.2 Nominating Committee (cont'd)

The Board is committed to provide fair and equal opportunities and to nurture diversity within the Group. The Nominating Committee will take steps to ensure women candidates are considered a part of the recruitment exercise. Currently, the Board has one (1) female Non-Independent Executive Director.

The Nominating Committee is also responsible for carrying out an assessment of the performance and effectiveness of the Board as a whole, as well as each individual on an annual basis. The annual assessment also includes specific assessment of independence of Independent Directors. In addition, the Nominating Committee also makes recommendation to the Board in relation to re-election and re-appointment of Directors.

During the financial year ended 31 December 2013, the Nominating Committee met and deliberated on the composition and performance of the Board members, assessed the independence of Independent Directors and recommended to the Board, the Directors who are eligible to stand for re-election/re-appointment. It was concluded that the calibre, competencies, experiences, qualifications and the present mix of skills of the Board members are sufficiently adequate and capable in managing the Company and ensuring the Group's strategies are properly considered and implemented.

1.9.3 Remuneration Committee

The Company had on 22 December 2001 established a Remuneration Committee in line with the Code. The composition of the Remuneration Committee is as follows:

Chairman: Datuk Dr. Soh Chai Hock
(Independent Non-Executive Director)

Members: Dato' Wong Swee Yee
(Managing Director)
Mr Kong Sin Seng
(Independent Non-Executive Director)

The Remuneration Committee's functions are to:

- (a) assist the Board in discharging its responsibilities in ensuring that the Company's and the Group's Executive Directors and senior management team are fairly rewarded for their individual contributions to the Company's and the Group's overall performance and the levels of remuneration is sufficient to attract and retain the best personnel to run the Company and the Group successfully;
- (b) recommend to the Board on the policies and framework for the Company and the Group in relation to staff remuneration and rewards; and
- (c) oversee and review the scope and quality of human resource programmes of the Company.

1. BOARD OF DIRECTORS (CONT'D)**1.9 Board Committees (cont'd)****1.9.4 EXCO**

The EXCO is the principal decision making body for the day-to-day operational matters that cannot be dealt with by the respective operational heads due to the significance and/or magnitude of the issue or transaction involved. The EXCO's functions are:

1. to review operational and financial performance of all operating units;
2. to discuss operational issues, business development, business plans and budgets, personnel and all matters relating to the running of the operating units;
3. to act as a check and balance for major operational decisions that requires an independent and objective evaluation;
4. to act as an evaluation and consultation panel to facilitate prompt and effective decision making by the Board of Directors;
5. to enable faster response to operational issues; and
6. to provide approvals based on authority levels sanction by the Board of Directors in order to facilitate effective management of the operational units.

The composition of the EXCO is as follows:

Chairman: Dato' Wong Swee Yee

Members: Datin Goh Hooi Yin
Ms Chong Wei Wei
En Anuar Bin Yusuf
Mr Chin Yong Shing
Mr Alex Teoh

1.9.5 Risk Management Committee

The Risk Management Committee assists the Board to carry out its responsibilities in relation to managing the Company's risk in a systematic and methodical manner. This includes risk assessment evaluation and the setting up of a risk management framework to monitor risks on a regular basis.

The Risk Management Committee consists of at least one Independent Non-Executive Director, members of EXCO and senior management team/profit centre managers.

2. DIRECTORS' REMUNERATION

During the financial year under review, the Remuneration Committee met to review and deliberate on the remuneration scheme. The Committee concluded that the levels of remuneration set for each individual Director is sufficient to attract and retain the Directors. The component parts of the remuneration are structured so as to link rewards to responsibilities, contribution, corporate and individual performance, in the case of Executive Directors. The level of remuneration of Non-Executive Directors would reflect their contribution, relevant experience and level of responsibilities undertaken.

The details of the remuneration for Directors of the Company during the financial year ended 31 December 2013 are as follows:

2. DIRECTORS' REMUNERATION (CONT'D)

Aggregate Remuneration Categorization	Executive Directors (RM'000)	Non-Executive Directors (RM'000)
Fees	-	318
Salaries	879	-
Bonuses	135	-
Benefits-in-kind	-	-
Total	1,014	318

The number of Directors of the Company whose total remuneration falls within the following bands:

Range of Remuneration	Number of Directors	
	Executive Directors	Non-Executive Directors
Below RM50,000	-	1
RM50,001 to RM100,000	-	4
RM200,001 to RM500,000	1	-
RM700,001 to RM800,000	1	-

3. RELATIONS WITH SHAREHOLDERS AND INVESTORS**3.1 Dialogue between the Company and Investors**

The Company recognises the importance of establishing a direct line of communication with shareholders and investors by way of timely dissemination of information of the Company's performance and major developments through:

- (a) the Annual Report;
- (b) the various disclosures and announcements made to Bursa Securities including the Quarterly Results and the Annual Results;
- (c) explanatory circulars on business requiring shareholders' approval; and
- (d) the Company's website www.fittersgroup.com.

As part of the Company's continuous investor relations and communications program, the Company held dialogues and briefed various research and investment analysts on the FITTERS Group's strategies, performance and major developments.

The Company's website has a section dedicated to shareholders under Investor Relations that provides shareholders with detailed information on the Group's business, commitments and latest developments.

Whilst the Company endeavours to provide as much information as possible to its shareholders and stakeholders, the Company is mindful of the legal and regulatory framework governing the release of material and price-sensitive information.

3.2 Annual General Meeting

The Company's Annual General Meeting ("AGM") has served as a principal forum for dialogue with the shareholders. The Chairman and the Board encourage all shareholders to attend and participate at the AGM in order to know the latest developments and have a clear and complete picture pertaining to the Company's performance and their plans for the future. This also provides an opportunity for shareholders to have a dialogue with the Directors to share and exchange their views and opinions at the AGM. The Board, Management Team and the Company's external auditors are present to answer questions raised and provide clarification as required by the shareholders, proxies and corporate representatives.

In accordance with the Main Market Listing Requirements and Articles of Association of the Company, the Board will conduct poll for resolutions relating to related party transactions or as may be demanded by the shareholders respectively.

3. RELATIONS WITH SHAREHOLDERS AND INVESTORS (CONT'D)

3.3 Poll Voting

The Board is encouraged to put substantive resolutions to vote by way of poll at the general meetings. The Chairman will inform the shareholders of the Company of their rights to demand for a poll vote at the commencement of a general meeting.

Generally, resolutions will be carried out by show of hands, except for related party transaction wherein poll will be conducted as required by the Listing Requirements or as demanded by the shareholders in accordance with the Articles of Association of the Company.

All resolutions put forth at the Twenty-Seventh AGM and Extraordinary General Meeting held on 17 June 2013 were voted by a show of hands.

3.4 Corporate Disclosure Policy

The Management will formalise a Corporate Disclosure Policy to be in compliance with the Code.

4. ACCOUNTABILITY AND AUDIT

4.1 Internal Control and Risk Management

The Company adopts a comprehensive, purpose driven management system, whereby the Company's mission is incorporated into its objectives which are supported by strategies, action plans, controls and monitoring systems encompassing internal controls and risk management.

The system of internal control is continuously being reviewed and improved in line with the changing business environment, industry practices and risk-rewards profiles. The Company has a Group Internal Audit Department (which reports directly to the Audit Committee) to conduct regular reviews on compliance with internal control procedures and practices and to review the effectiveness of the risk management and governance processes within the Group. The Statement on Risk Management and Internal Control in this Annual Report provides an overview of the state of internal controls within the Group.

4.2 Financial Reporting

The Board aims to present a balance and meaningful assessment of the Company's position and prospects to the shareholders primarily through the annual financial statements, quarterly financial reporting as well as the Chairman's Statement on review of operations in the Annual Report. The Board is assisted by the Audit Committee to oversee the FITTERS Group's financial reporting process and the quality of its financial reporting. This applies to price-sensitive public reports and reports to regulators.

4.3 Relationship with the External Auditors

The Company works closely with the External Auditors and maintains a transparent relationship with them in seeking professional advice and ensuring compliance with applicable approved accounting standards and statutory requirements.

4.4 Internal Audit Function

The Group Internal Audit Department is independent with unrestricted access to information and is rendered full cooperation by all levels of management in order to carry out their functions effectively. The Company is aware that the Internal Audit function forms an integral part of an effective system of corporate governance. Thus the External Auditors and Internal Auditors' impartiality, integrity and objectivity are greatly respected and being reciprocated by their professionalism in conducting audits of the Company.

5. DIRECTORS' RESPONSIBILITY IN FINANCIAL REPORTING

Pursuant to Paragraph 15.26(a) of the Main Market Listing Requirements, the Directors are required by the Companies Act, 1965, to prepare financial statements for each financial year which have been made out in accordance with the applicable Approved Accounting Standards which give a true and fair view of the state of affairs, the results and the cash flows of the Group and of the Company at the end of the financial year.

In preparing the financial statements, the Directors have:

- selected accepted accounting policies and applied them consistently;
- ensured that all applicable accounting standards have been followed and if there are any material departures, to disclose and explain in the financial statements;
- made judgements and estimates that are reasonable and prudent; and
- prepared financial statements on the going concern basis as the Directors have a reasonable expectation, having made enquiries, that the Group and the Company have adequate resources to continue in operational existence for the foreseeable future.

The Directors are responsible for ensuring that proper accounting records are kept which disclose with reasonable accuracy at any time, the financial position of the Group and of the Company and are in compliance with the Companies Act, 1965. The Directors have overall responsibilities for taking such steps as are reasonably open to them to safeguard the assets of the Group and of the Company and have taken reasonable steps for the prevention and detection of fraud and other irregularities.

6. COMPLIANCE STATEMENT

Given the importance of good corporate governance, the Board is satisfied that the Company has complied with most of the principles and recommendations of the Code and will continue to adopt the principles and recommendations of the Code.

This Statement is approved in accordance with a resolution of the Board dated 5 May 2014.

7. ADDITIONAL COMPLIANCE INFORMATION

1. Status of utilization of proceeds raised from corporate proposals during the financial year ended 31 December 2013

The Company did not raise funds through any corporate proposals during the financial year ended 31 December 2013.

2. Share Buy-Backs for the financial year ended 31 December 2013

During the financial year ended 31 December 2013, the Company bought back a total of 2,914,500 ordinary shares of RM0.50 each from the open market and all these shares were retained by the Company as treasury shares. None of the treasury shares were resold or cancelled during the financial year.

Details of the shares bought back were as follows:-

Month	No. of Shares Purchased and Retained as Treasury Shares	Highest Price RM	Lowest Price RM	Average Price RM	Total Consideration RM
January 2013	1,990,000	0.61	0.64	0.62	1,243,251
June 2013	100,000	0.73	0.73	0.74	73,533
August 2013	461,000	0.68	0.66	0.68	312,748
October 2013	363,500	0.70	0.70	0.70	253,666
Total	2,914,500			0.65	1,883,198

7. ADDITIONAL COMPLIANCE INFORMATION (CONT'D)

3. Options or Convertible Securities

During the financial year ended 31 December 2013, no options or warrants were exercised.

4. American Depository Receipt ("ADR") / Global Depository Receipt ("GDR") Programme

During the financial year ended 31 December 2013, the Company did not sponsor any ADR or GDR Programme.

5. Sanctions and / or penalties imposed on the company & its subsidiaries, directors or management by the relevant authorities

During the financial year ended 31 December 2013, there were no sanctions or penalties imposed on the Company and its subsidiaries, directors or management by the relevant authorities.

6. Non-Audit Fees

During the financial year ended 31 December 2013, the total non-audit fees paid to the external auditors of the Company was RM8,000.

7. Variation in results

There were no variances of 10% or more between the results for the financial year ended 31 December 2013 and the unaudited results previously announced.

8. Profit Guarantee

There were no profit guarantees made or given in relation to the financial year ended 31 December 2013.

9. Material contracts awarded to directors and substantial shareholders

There were no material contracts entered into by the Company and its subsidiaries involving directors and/or substantial shareholders during the financial year nor any whose interest still subsist at the end of the financial year, as at 31 December 2013.

7. ADDITIONAL COMPLIANCE INFORMATION (CONT'D)

10. RECURRENT RELATED PARTIES TRANSACTIONS OF A REVENUE OR TRADING NATURE CONDUCTED PURSUANT TO THE SHAREHOLDERS' MANDATE DURING THE FINANCIAL YEAR ENDED 31 DECEMBER 2013

Pursuant to Practice Note 12/2000 issued by the Bursa Malaysia Securities Berhad, the aggregate value of recurrent related party transactions made during the financial year in respect of the Shareholders' Mandate which was obtained on 17 June 2013, are set out below:

Nature of RRPT	Subsidiary of FITTERS Involved in the Transaction	Related Party	Interested Directors/Major Shareholders/ Persons Connected to Directors and Major Shareholders	Estimated value as disclosed in the Circular to shareholders dated 17 June 2013 ⁽³⁾		Actual value transacted during the financial year ended 31/12/2013	
				(RM'000)		(RM'000)	
				<u>Subcontract From</u>	<u>Subcontract To</u>	<u>Subcontract From</u>	<u>Subcontract To</u>
Subcontract works ⁽¹⁾	FSB Group, PTS	Wai Soon Engineering	Wong Swee Loy and Dato' Wong Swee Yee	-	8,000	-	3,949
Sales and purchases of goods and services ⁽²⁾	FSB Group	Fsabah	Dato' Wong Swee Yee and Datin Goh Hooi Yin	<u>Sale To</u> 1,500	<u>Purchase From</u> -	<u>Sale To</u> 329	<u>Purchase From</u> -
	FMKT			1,000	-	365	-
	MPS			100	-	57	-
	FSPL			100	-	-	-
	PTS	Wai Soon Engineering	Wong Swee Loy	20	-	-	-
	FMKT			30	-	12	-
Aggregate				2,750	8,000	763	3,949

Notes: -

- (1) Portions of certain contracts secured are subcontracted due to certain product expertise is unique to that particular company inclusive of manpower and miscellaneous items, which are used in the installation of fire fighting, protection and prevention equipment and systems, and in the manufacture of fire rated doors by the Related Party. In turn, in respect of FITTERS Group's expertise and project management in fire fighting, protection and prevention equipment and systems, contracts secured by the Related Party are subcontracted to FITTERS Group in the ordinary course of business. Transaction prices are determined based on market rates, which are not more favourable to the related party than those generally available to the public and are not to the detriment of the minority shareholders.
- (2) Sale of finished goods of certain fire safety and protection equipment, fire rated doors and maintenance services are to meet the needs of the customers at various geographical locations. In addition, centralised purchasing for raw materials and parts or components of certain fire safety and protection equipment required in their normal course of business to optimise efficiency and to derive pricing economies. Transaction prices for sales and purchases are determined based on cost plus taking into consideration the nature, complexity and urgency required and it is not more favourable to the related party than those generally available to the public and are not to the detriment of the minority shareholders.

	Seller	Purchaser
(i) Sale of finished goods	FSB Group, PTS, FMKT	Fsabah, Wai Soon Engineering
(ii) Centralised purchasing	MPS, FSPL	Fsabah

- (3) The estimated transaction values are based on prevailing rates/prices obtained from the Related Party which are at reasonable market-competitive prices based on the normal level of transactions entered into by the FITTERS Group. The estimated amounts are further based on the assumptions that the current levels of operations will continue and all external conditions remain constant. Due to the nature of the transactions, the actual value of transactions may vary from the estimated value disclosed above.

- (4) Abbreviations used above

Fsabah	FITTERS (Sabah) Sdn Bhd
FSBGroup	FITTERS Sdn Bhd & its subsidiaries
FMKT	FITTERS Marketing Sdn Bhd
MPS	Master Pyroserve Sdn Bhd
PTS	Pyro-Tech Systems Sdn Bhd
Wai Soon Engineering	Wai Soon Engineering Sdn Bhd
FSPL	FITTERS (S) Pte Ltd

The above recurrent related party transactions of a revenue or trading in nature were undertaken on terms not more favourable to the related party than those generally available to the public and are not to the detriment of the minority shareholders.

AUDIT COMMITTEE REPORT

The Board of Directors of FITTERS Diversified Berhad ("the Company") is pleased to present the Audit Committee Report for the financial year ended 31 December 2013.

COMPOSITION, MEETINGS AND ATTENDANCE

The Audit Committee was formed in June 1994. The current Audit Committee comprises three (3) members of the Board of which, all are Independent Non-Executive Directors. The Chairman of the Audit Committee is a member of one of the professional accounting bodies, as stipulated in Part II of the 1st Schedule of the Accountants Act, 1967. All members of the Audit Committee are able to analyse and interpret financial statements and data without difficulties so as to properly discharge their duties as the said members.

During the financial year under review, four (4) Audit Committee Meetings were held. The attendance of each Audit Committee member is tabulated below:

Audit Committee Members	No. of Meetings Attended
Mr Kong Sin Seng (Chairman)	4 / 4
Encik Mohammad Nizar Bin Idris	4 / 4
Encik Zahedi Bin Haji Mohd Zain	4 / 4

The Company Secretary shall be the Secretary of the Audit Committee.

Meetings shall be held not less than four (4) times a year. When necessary or as required, the External Auditors may have meetings with the Audit Committee to discuss matters pertaining to the Company. The Audit Committee shall meet with the External Auditors without the executive board members' presence at least twice a year.

Representatives from the senior management of the Company, in particular, the Executive Director, Head of Finance and the Internal Audit Manager attended all the Audit Committee meetings held during the financial year upon invitation.

TERMS OF REFERENCE

The Terms of Reference of the Audit Committee are set out as follows:-

1. Membership

In the event of any vacancy in an Audit Committee resulting in the non-compliance of the membership composition of the Audit Committee, the Company must fill the vacancy within 3 months.

The term of office and performance of an Audit Committee and each of its members are subject to the Board of Directors' review at least once every 3 years to determine whether the Audit Committee members have carried out their duties in accordance with their terms of reference.

2. Authority

The Audit Committee shall have explicit authority to investigate any activities within the terms of reference. It has unrestricted access to all employees, internal and external auditors.

The Audit Committee is authorised to obtain outside legal or independent professional advice and to secure the attendance of outsiders with relevant experience and expertise if considered necessary.

3. Responsibilities

The duties and responsibilities of the Audit Committee are:

(a) Financial Review

To review the quarterly and year-end financial statements of the Company, prior to recommendation to the Board on their release and adoption, focusing particularly on:-

- any change in accounting policies and practices;
- significant adjustments arising from the audit;
- the going concern assumption;
- compliance with accounting standards and other legal requirements;
- major judgemental areas;
- significant and unusual event; and
- ensure that the Company's financial statements comply with the new MFRS issued by the Malaysian Accounting Board.

(b) External Audit

- To review with External Auditors:
 - the Audit Plan and their evaluation of the system of accounting controls;
 - the management letter, management responses and Audit Report;
 - any problems and reservations arising from the interim and final audits; and
 - any matters the auditor may wish to discuss (in the absence of management where necessary).
- To ensure there is proper coordination where more than one audit firm is involved;
- To review with the External Auditors the Statement of Risk Management and Internal Control for inclusion in the Annual Report;
- To assess the performance of External Auditors and make recommendations to the Board with regards to their audit fees, engagement and removal; and
- To meet with External Auditors without the presence of Management or Executive Directors.

(c) Internal Audit

- To review the adequacy of the scope, functions and resources of the Company's Internal Audit Department and that it has the necessary authority to carry out its work. This includes having unrestricted accessibility to the Company's records, activities, assets and personnel in the course of carrying out audit exercises;
- To review the Internal Audit Plan in order to ensure that auditable areas are adequately covered;
- To review the Internal Audit Reports and to ensure that appropriate actions are taken on the Internal Auditor's recommendations;
- To assess the performance and decide on the remuneration of internal audit staff; and
- To approve any appointment or termination of internal audit staff.

(d) Recurrent Related Party Transactions

- To review any recurrent related party transaction and conflict of interest situation that may arise within the Company or the FITTERS Group of Companies ("the Group") including any transaction, procedure or course of conduct that raises questions of management integrity.

3. Responsibilities (cont'd)

(e) Other Matters

- To review the effectiveness of management information and other systems of control within the Company;
- To verify the allocation of options as being in compliance with the criteria pursuant to the LTIP/ESOS, at the end of each financial year (if any); and
- To perform such other functions as may be agreed by the Audit Committee and the Board of Directors.

SUMMARY OF ACTIVITIES OF THE AUDIT COMMITTEE

During the financial year under review, the following activities were carried out by the Audit Committee:-

- (i) Reviewed the External Auditors' Audit Plan on the nature and scope of audit work.
- (ii) Reviewed the audit findings, auditing and accounting issues arising from the statutory audit of the audited financial statements.
- (iii) Reviewed the annual audited financial statements of the Company.
- (iv) Reviewed the announcements of the unaudited financial results for all the quarters before recommending them for the Board's approval, upon being satisfied that the financial reporting standards and disclosure requirements by Bursa Malaysia Securities Berhad have been adhered to.
- (v) Reviewed the related party transactions and the shareholders' circular in relation to the recurrent related party transactions.
- (vi) Reviewed the Group Internal Audit Department's resource requirements and Internal Audit Plan (based on risk assessment).
- (vii) Reviewed the internal control weaknesses, risk issues and recommendations proposed by the Group Internal Audit Department and management's responses. The actions taken by management to improve the system of internal control based on the Internal Audit Reports were also discussed.
- (viii) Reviewed the Statement on Risk Management and Internal Control for disclosure in the Annual Report.
- (ix) Convened meetings with External Auditors without the presence of the Management and Executive Directors.

SUMMARY OF ACTIVITIES OF THE INTERNAL AUDIT FUNCTION

The primary function of the Group Internal Audit Department is to assist the Audit Committee in discharging its duties and responsibilities. Its role is to undertake systematic and independent review of the following:

- (i) The adequacy and integrity of the internal control system, in managing key risk areas, to provide reasonable assurance that the system continues to operate satisfactorily, effectively and in compliance with the Group's established policies.
- (ii) Internal controls of each activity based on the risk profiles established under the risk management framework as identified by the respective head of operations.

For the financial year ended 31 December 2013, the Group Internal Audit Department carried out audits and follow-up audits on various operating units within the Group, in accordance with the Annual Internal Audit Plan.

Internal Audit Reports incorporating audit recommendations and management responses with regards to audit findings were issued to the Audit Committee and the Management of the respective operating units. Improved procedures and practices were recommended to strengthen the internal controls and follow-up audits were carried out to assess the status of implementation of the agreed audit recommendations by Management.

During the financial year ended 31 December 2013, the total cost incurred by the Internal Audit Function of the Group was RM47,284.90.

STATEMENT ON RISK MANAGEMENT AND INTERNAL CONTROL

Pursuant to Paragraph 15.26 (b) of the Main Market Listing Requirements of Bursa Malaysia Securities Berhad which requires the Board of Directors of public listed companies to include in its Annual Report “a statement about the state of internal control of the listed corporation as a group”. The Board of Directors is committed to maintaining a sound internal control system in the Group and is pleased to provide the following Statement on Risk Management and Internal Control for the financial year ended 31 December 2013.

RESPONSIBILITY

The Board of Directors acknowledges its responsibility for maintaining sound internal control procedures to safeguard shareholders’ investment and the FITTERS Group of Companies’ (“the Group”) assets. This includes reviewing the strategic direction, financial, operational and compliance controls, risk profile and management policies and procedures. However, there are limitations that are inherent in any system of internal controls and that such control systems are designed to manage and control risks to an acceptable level. Accordingly, it should be noted that these systems could only provide reasonable and not absolute assurance against material misstatement or loss.

The Group has put in place an ongoing risk management process for identifying, documenting, evaluating, monitoring and managing significant risks affecting the achievement of the Group’s business objectives. The process is regularly reviewed by the Board of Directors and is guided by the Statement on Risk Management and Internal Control: Guidelines for Directors of Listed Issuers (“Guidelines”). The Board of Directors has received assurance from the Managing Director and the Group Financial Controller that the Group’s risk management and internal control system is operating adequately and effectively in all material aspects, based on the risk management and internal control system of the Group.

GROUP RISK MANAGEMENT FRAMEWORK

The Group believes in establishing an effective risk management framework in order to ensure continuity in business growth and enhancement of shareholders’ value.

The Group has in place a formal risk management framework to identify, evaluate and manage significant risks impacting the Group. The process is supported by policies, procedures, methodologies, evaluation criteria and documentation requirements to ensure clarity and consistency of application across the Group.

Being an integral part of the Group’s operations, each employee is entrusted with the responsibility for managing or mitigating risks and internal controls associated with operations and ensuring compliance with the applicable laws and regulations. Management is responsible for creating a risk awareness culture and to build the necessary environment for effective risk management. The process requires management to identify and assess all type of risks, magnitude of impact as well as to identify and evaluate the adequacy and application of mechanisms in place to manage, mitigate or eliminate these risks.

The Risk Management Committee closely monitors the risk management function and there are continuous plans to enhance the level of knowledge of risk management and understanding of risks affecting the Group among senior management and the Board to ensure it is responsive to the changes in the business environment.

Using a guided risk management framework, the risk rating and corrective actions are reviewed on a regular basis by the risk owners to identify and evaluate any emerging new risks, update the risk profiles and follow-up with the implementation of the proposed action plans. Periodically, all risks that are rated as “high” and “significant” together with their corrective measures will be summarised and compiled for review by the Risk Management Committee and subsequent presentation to the Board. The Board annually reviews and discuss with Risk Management Committee and management at Board meetings, the summary of risk tolerance and additional internal controls to be implemented.

GROUP INTERNAL AUDIT FUNCTION

The Group internal audit function is carried out by the Group Internal Audit Department, which has an independent status in the Group and reports functionally to the Audit Committee. The description of the Audit Committee's functions is detailed in the Audit Committee Report, which can be found in this Annual Report.

The internal audit function was designated to provide assurance of the effectiveness of the system of internal controls within the Group. During the financial year ended 31 December 2013, due to the turnover of personnel in Group Internal Audit Department, the Internal Audit function has not been able to conclude on the areas which they planned to review. However, the Internal Audit function managed to perform some follow up audits on their earlier findings. Subsequent to the financial year, the Group managed to recruit relevant personnel and the Internal Auditor would report to Audit Committee in the coming financial year.

KEY INTERNAL CONTROL PROCESSES

The Group has an established system of internal control that enables the management to ensure that established policies, guidelines and procedures are followed and complied with. Some key processes are as follows:

- **Organisation:** The Group's structure is designed to clearly delineate various subsidiaries/divisions, authorisation levels and proper segregation of duties.
- **Authority Level:** The Group has set authority levels for different categories of transactions such as acquisitions, disposals, tenders, capital expenditures and other material/significant transactions. Proper research, assessment and analysis will be carried out by relevant appointed parties for all major business transactions/investment decisions.
- **Board Delegated Committees:** The Executive Committee ("EXCO") reviews and recommends high-level policies for the Group as well as monitors and reviews the performance of its business units. The Risk Management Committee ("RMC"), which comprises of all Head of Divisions oversees the Group's risk management process as guided by its Risk Management Framework.
- **Monthly Performance Review:** The monthly management meetings report on the performance and profitability of each business unit through the review of key performance indicators (KPI), budgets and management reports. Where it is relevant, the internal audit findings and recommendations will also be communicated to relevant personnel for further actions.
- **Group Standard Operating Procedures (SOP):** The Group's SOP laid down the objectives, scope, policies and operating procedures to be complied by the business units, which are regularly reviewed and updated. Certain companies within the Group have ISO 9001:2000 accreditation for their operational processes.
- **Centralisation of Functions:** Key functions such as accounts, tax, treasury, procurement of materials and human resource are controlled centrally to ensure compliance to approved procedures.
- **Audit Committee ("AC"):** The AC has full unrestricted access to any information pertaining to the Group and has direct communication channels with the External and Internal Auditors. AC deliberates the findings and recommendations highlighted in the internal audit reports in quarterly meetings held for the purpose of reviewing the Group's quarterly unconsolidated results and other issues that warrant the AC's attention.

NO MATERIAL LOSSES AS A RESULT OF DEFICIENCIES IN INTERNAL CONTROL

No material losses were incurred by the Group during the financial year under review as a result of deficiencies in internal control.

Statement on Risk Management and Internal Control
< cont'd

REVIEW OF THIS STATEMENT BY EXTERNAL AUDITORS

The external auditors have reviewed this Statement on Risk Management and Internal Control pursuant to the scope set out in Recommended Practice Guide (“RPG”) 5 issued by Malaysian Institute of Accountant (“MIA”) for inclusion in the Annual Report of the Group for the year ended 31 December 2013, and reported to the Board that nothing has come to their attention that cause them to believe that the statement is inconsistent with their understanding of the process the Board has adopted in the review of the adequacy and effectiveness of risk management and internal controls within the Group.

CONCLUSION

For the financial year under review and up to the date of issuance of the Financial Statements, the Board is of the opinion that the system of internal controls that are established throughout the Group is effective and manageable. The Board believes that the development of a sound system of internal controls is an ongoing process and continues to take appropriate action plans to improve the Group’s system of internal control in order to safeguard the interest of customers, regulators, employees, shareholders’ investments and the Group’s assets.

This statement is made in accordance with the resolution of the Board of Directors passed on 5 May 2014.

FINANCIAL STATEMENTS

36	Directors' Report
40	Statement by Directors
41	Statutory Declaration
42	Statements of Comprehensive Income
43	Statements of Financial Position
45	Statements of Changes in Equity
46	Statements of Cash Flows
49	Notes to the Financial Statements
122	Supplementary Information
123	Independent Auditor's Report

DIRECTORS' REPORT

The directors have pleasure in presenting their report together with the audited financial statements of the Group and of the Company for the financial year ended 31st December 2013.

PRINCIPAL ACTIVITIES

The principal activities of the Company are that of investment holding and the trading of fire safety materials, equipment and fire prevention systems.

The principal activities of the subsidiaries are detailed in Note 17 to the financial statements.

There have been no significant changes in the nature of these principal activities during the financial year.

RESULTS

	Group RM	Company RM
Profit, net of tax	39,492,856	28,806,882
Other comprehensive income	22,041,874	7,377,559
	61,534,730	36,184,441
Total comprehensive income attributable to:-		
Owners of the parent	61,257,309	36,184,441
Non-controlling interests	277,421	-
	61,534,730	36,184,441

There were no material transfers to or from reserves or provisions during the financial year other than as disclosed in the financial statements.

In the opinion of the directors, the results of the operations of the Group and of the Company during the financial year were not substantially affected by any item, transaction or event of a material and unusual nature.

DIVIDENDS

During the financial year, the Company paid an interim dividend in specie by way of distribution of treasury shares of RM0.50/- each on the basis of 1 treasury share for every 30 existing ordinary shares on 286,957,210 ordinary shares of RM0.50/- each amounting to RM6,056,476/- in respect of the financial year ended 31st December 2013.

On 24th February 2014, the directors recommend the payment of a single-tier interim dividend of 2 sen per ordinary shares of RM0.50/- each in respect of the financial year ended 31st December 2013, payable on 4th April 2014.

The directors do not recommend the payment of any final dividend in respect of the financial year ended 31st December 2013.

DIRECTORS

The directors in office since the date of the last report are:-

Mohammad Nizar bin Idris	Chairman
Dato' Wong Swee Yee	Managing Director
Datin Goh Hooi Yin	Non-Independent Executive Director
Kong Sin Seng	Independent Non-Executive Director
Zahedi bin Haji Mohd Zain	Independent Non-Executive Director
Datuk Soh Chai Hock @ Soh Hai San	Non-Independent Non-Executive Director
Dato' Ir Low Keng Kok	Non-Independent Non-Executive Director

DIRECTORS' BENEFITS

Neither at the end of the financial year, nor at any time during that year, did there subsist any arrangement to which the Company was a party, whereby the directors might acquire benefits by means of the acquisition of shares in or debentures of the Company or any other body corporate, other than those arising from the share options granted under the Employee Share Option Plan.

Since the end of the previous financial year, no director has received or become entitled to receive a benefit (other than benefits included in the aggregate amount of emoluments received or due and receivable by the directors or the fixed salary of a full-time employee of the Company as shown in Note 10 to the financial statements) by reason of a contract made by the Company or a related corporation with any director or with a firm of which he is a member, or with a company in which the director has a substantial financial interest.

DIRECTORS' INTERESTS

According to the register of directors' shareholdings, the interests of directors in office at the end of the financial year in shares and options over shares in the Company and its related corporations during the financial year were as follows:

	Number of ordinary shares of RM0.50/- each			
	At 1.1.2013	Acquired	Sold	At 31.12.2013
Direct Interest :				
Dato' Wong Swee Yee	79,257,601	15,493,071	-	94,750,672
Zahedi bin Haji Mohd Zain	7,516	250	-	7,766
Datin Goh Hooi Yin	1,481,625	49,387	-	1,531,012
Dato' Ir Low Keng Kok	17,000,000	1,496,666	-	18,496,666
Deemed Interest :				
Dato' Wong Swee Yee ⁽ⁱ⁾	1,538,656	51,288	-	1,589,944
Zahedi bin Haji Mohd Zain ⁽ⁱⁱ⁾	276,637	9,220	-	285,857
Datin Goh Hooi Yin ⁽ⁱⁱⁱ⁾	79,257,601	15,493,071	-	94,750,672

(i) Interest in shares held by spouse and brother.

(ii) Interests in shares held by another body corporate, Sijas Holdings Sdn Bhd and Saleha & Anak-Anak Holdings Sdn Bhd.

(iii) Interest in shares held by spouse.

Dato' Wong Swee Yee by virtue of his interest in shares in the Company is deemed to have interests in shares in all the Company's subsidiaries to the extent the Company has an interest.

None of the other directors in office at the end of the financial year had any interest in shares in the Company or its related corporations during the financial year.

ISSUE OF SHARES AND DEBENTURES

During the financial year, the Company did not issue any shares and debentures.

TREASURY SHARES

During the financial year, the Company repurchased 2,914,500 of its issued ordinary shares from the open market at an average price of RM0.65 per shares. The total consideration paid for the repurchase including transaction costs was RM1,883,198. The shares repurchased are being held as treasury shares in accordance with Section 67A of the Companies Act, 1965 in Malaysia.

EMPLOYEE SHARE OPTION PLAN

The Company's Employee Share Options Plan ("ESOS") for eligible full time employee and executive directors of the Company and its subsidiaries was approved by shareholders at an Extraordinary General Meeting held on 17th June 2013 and the Securities Commission approved the Company's ESOS allocation list on 15th May 2013. The effective date of implementation will be on 11th November 2013 and will be in force for a period of five years and may be extended for up to another five years immediately from the expiry of the first five years.

As at the date of this report, no ESOS has been granted.

OTHER STATUTORY INFORMATION

- (a) Before the statements of comprehensive income and statements of financial position of the Group and of the Company were made out, the directors took reasonable steps:
- (i) to ascertain that proper action had been taken in relation to the writing off of bad debts and the making of allowance for doubtful debts and satisfied themselves that all known bad debts had been written off and that adequate allowance had been made for doubtful debts; and
 - (ii) to ensure that any current assets which were unlikely to realise their values as shown in the accounting records in the ordinary course of business had been written down to an amount which they might be expected so to realise.
- (b) At the date of this report, the directors are not aware of any circumstances which would render:
- (i) the amount written off for bad debts or the amount of the allowance for doubtful debts in the financial statements of the Group and of the Company inadequate to any substantial extent; and
 - (ii) the values attributed to the current assets in the financial statements of the Group and of the Company misleading.
- (c) At the date of this report, the directors are not aware of any circumstances which have arisen which would render adherence to the existing method of valuation of assets or liabilities of the Group and of the Company misleading or inappropriate.
- (d) At the date of this report, the directors are not aware of any circumstances not otherwise dealt with in this report or financial statements of the Group and of the Company which would render any amount stated in the financial statements misleading.
- (e) At the date of this report, there does not exist:
- (i) any charge on the assets of the Group or of the Company which has arisen since the end of the financial year which secures the liabilities of any other person; or
 - (ii) any contingent liabilities of the Group or of the Company which has arisen since the end of the financial year.

OTHER STATUTORY INFORMATION (CONTINUED)

- (f) In the opinion of the directors:
- (i) no contingent or other liabilities have become enforceable or is likely to become enforceable within the period of twelve months after the end of the financial year which will or may affect the ability of the Group or of the Company to meet their obligations when they fall due; and
 - (ii) no item, transaction or event of a material and unusual nature has arisen in the interval between the end of the financial year and the date of this report which is likely to affect substantially the results of the operations of the Group or of the Company for the financial year in which this report is made.

SIGNIFICANT EVENTS

Significant events during and after the financial year are disclosed in Note 36 to the financial statements.

AUDITORS

The auditors, Messrs Baker Tilly Monteiro Heng, have expressed their willingness to continue in office.

On behalf of the Board,

.....
DATO' WONG SWEE YEE

.....
DATIN GOH HOOI YIN

Kuala Lumpur

Date: 18th April 2014

STATEMENT BY DIRECTORS

We, **Dato' Wong Swee Yee** and **Datin Goh Hooi Yin**, being two of the directors of FITTERS Diversified Berhad, do hereby state that in the opinion of the directors, the accompanying financial statements set out on pages 42 to 121 are properly drawn up so as to give a true and fair view of the state of affairs of the Group and of the Company as at 31st December 2013 and of the results and cash flows of the Group and of the Company for the financial year ended on that date in accordance with the Financial Reporting Standards and the provisions of the Companies Act, 1965 in Malaysia.

The supplementary information set out on page 122, which is not part of the financial statements, has been prepared in accordance with the Guidance on Special Matter No.1, Determination of Realised and Unrealised Profits or Losses in the Context of Disclosure Pursuant to Bursa Malaysia Securities Berhad Listing Requirements, as issued by the Malaysian Institute of Accountants.

On behalf of the Board,

.....
DATO' WONG SWEE YEE
Director

.....
DATIN GOH HOOI YIN
Director

Kuala Lumpur

Date: 18th April 2014

STATUTORY DECLARATION

I, **Chong Wei Wei**, being the officer primarily responsible for the financial management of FITTERS Diversified Berhad, do solemnly and sincerely declare that to the best of my knowledge and belief, the accompanying financial statements set out on pages 42 to 121 and the supplementary information set out on page 122 are correct, and I make this solemn declaration conscientiously believing the same to be true, and by virtue of the provisions of the Statutory Declarations Act, 1960.

.....
CHONG WEI WEI

Subscribed and solemnly declared by the abovenamed at Kuala Lumpur in the Federal Territory on 18th April 2014.

Before me,

.....
ZULKIFLA MOHD DAHLIM
W 541
Commissioner for Oaths

STATEMENTS OF COMPREHENSIVE INCOME

FOR THE FINANCIAL YEAR ENDED 31ST DECEMBER 2013

	Note	Group		Company	
		2013 RM	2012 RM	2013 RM	2012 RM
Revenue	4	472,500,676	410,895,842	31,370,000	4,320,000
Cost of sales	5	(384,153,887)	(341,312,322)	-	-
Gross profit		88,346,789	69,583,520	31,370,000	4,320,000
Other income	6	6,133,605	3,972,695	3,189,220	3,505,533
Administrative expenses		(36,771,660)	(33,546,697)	(4,053,076)	(3,561,708)
Finance costs	7	(1,877,173)	(2,813,251)	(519,982)	(562,593)
Share of results of associates		-	913,197	-	-
Profit before taxation	8	55,831,561	38,109,464	29,986,162	3,701,232
Income tax expense	11	(16,338,705)	(10,045,794)	(1,179,280)	(548,831)
Profit for the financial year		39,492,856	28,063,670	28,806,882	3,152,401
Other comprehensive income :					
Items that are or may be reclassified subsequently to profit or loss					
Foreign currency translation		3,199,777	(546,767)	-	-
Items that are not reclassified to profit or loss in subsequent periods					
Revaluation of land and building		18,842,097	-	7,377,559	-
Other comprehensive income for the year, net of tax		22,041,874	(546,767)	7,377,559	-
Total comprehensive income for the year		61,534,730	27,516,903	36,184,441	3,152,401
Profit attributable to :					
Owners of the parent		39,215,435	27,888,119	28,806,882	3,152,401
Non-controlling interests		277,421	175,551	-	-
		39,492,856	28,063,670	28,806,882	3,152,401
Total comprehensive income attributable to :					
Owners of the parent		61,257,309	27,341,352	36,184,441	3,152,401
Non-controlling interests		277,421	175,551	-	-
		61,534,730	27,516,903	36,184,441	3,152,401
Earnings per share attributable to owners of the parents (sen per share)					
Basic	12 (a)	13.46	12.42		
Diluted	12 (b)	-	-		

The accompanying notes form an integral part of these financial statements.

STATEMENTS OF FINANCIAL POSITION

AS AT 31ST DECEMBER 2013

	Note	Group		Company	
		2013 RM	2012 RM	2013 RM	2012 RM
ASSETS					
Non-current assets					
Property, plant and equipment	13	148,459,223	43,550,066	15,174,644	8,062,008
Investment properties	14	528,070	549,827	-	-
Intangible assets	15	4,360,417	4,530,599	-	-
Land use rights	16	4,491,148	4,152,805	-	-
Investment in subsidiaries	17	-	-	56,981,868	67,406,868
Investment securities	18	21,540,504	29,203,348	-	-
Trade and other receivables	19	1,311,184	2,790,982	-	-
		180,690,546	84,777,627	72,156,512	75,468,876
Current assets					
Development properties	20	50,964,585	41,636,158	-	-
Inventories	21	9,992,121	9,580,560	-	-
Trade and other receivables	19	103,145,636	138,287,765	147,103,649	101,309,735
Other current assets	22	73,462,769	35,481,846	-	-
Investment securities	18	649	649	-	-
Income tax recoverable		945,643	1,608,596	66,510	-
Deposits, cash and bank balances	24	45,172,344	40,305,686	1,442,194	14,344,535
		283,683,747	266,901,260	148,612,353	115,654,270
TOTAL ASSETS		464,374,293	351,678,887	220,768,865	191,123,146

Statements of Financial Position as at 31st December 2013
< cont'd

EQUITY AND LIABILITIES	Note	Group		Company	
		2013 RM	2012 RM	2013 RM	2012 RM
Equity attributable to owners of the parent					
Share capital	25	155,929,105	155,929,105	155,929,105	155,929,105
Share premium	25	2,863,512	2,863,512	2,863,512	2,863,512
Treasury shares	25 (b)	(10,278,787)	(14,452,065)	(10,278,787)	(14,452,065)
Other reserves	26	29,949,433	7,907,559	13,825,977	6,448,418
Retained earnings	27	103,528,946	70,345,045	31,236,121	8,485,715
		281,992,209	222,593,156	193,575,928	159,274,685
Non-controlling interests		1,904,918	1,477,439	-	-
TOTAL EQUITY		283,897,127	224,070,595	193,575,928	159,274,685
Current liabilities					
Loans and borrowings	28	24,330,052	31,758,173	7,500,000	36,643
Trade and other payables	29	83,835,350	81,065,096	10,058,416	31,549,244
Other current liabilities	30	11,761,167	11,216,270	-	-
Income tax payable		3,860,458	3,193,803	-	24,737
		123,787,027	127,233,342	17,558,416	31,610,624
Non-current liabilities					
Deferred tax liabilities	31	1,305,907	315,098	634,521	237,837
Loans and borrowings	28	55,384,232	59,852	9,000,000	-
		56,690,139	374,950	9,634,521	237,837
TOTAL LIABILITIES		180,477,166	127,608,292	27,192,937	31,848,461
TOTAL EQUITY AND LIABILITIES		464,374,293	351,678,887	220,768,865	191,123,146

The accompanying notes form an integral part of these financial statements.

STATEMENTS OF CHANGES IN EQUITY

FOR THE FINANCIAL YEAR ENDED 31ST DECEMBER 2013

Group	Non-distributable							Distributable		Non-Controlling Interests RM	Total Equity RM
	Share Capital RM	Share Premium RM	Treasury Shares RM	Capital Reserve RM	Warrant Reserve RM	Asset Revaluation Reserve RM	Foreign Currency Translation Reserve RM	Retained Earnings RM	Total RM		
At 1st January 2012	108,207,994	246	-	1,360,010	5,915,239	533,179	645,898	42,445,554	159,108,120	1,313,260	160,421,380
Total comprehensive income	-	-	-	-	-	-	(546,767)	27,888,119	27,341,352	175,551	27,516,903
Transactions with owners :											
Purchase of additional shares in a subsidiary	-	-	-	-	-	-	-	11,372	11,372	(11,372)	-
Shares issued during the year	47,721,111	2,863,266	-	-	-	-	-	-	50,584,377	-	50,584,377
Purchase of own shares	-	-	(14,452,065)	-	-	-	-	-	(14,452,065)	-	(14,452,065)
Transfer from warrant reserve to capital reserve	-	-	-	5,915,239	(5,915,239)	-	-	-	-	-	-
At 31st December 2012	155,929,105	2,863,512	(14,452,065)	7,275,249	-	533,179	99,131	70,345,045	222,593,156	1,477,439	224,070,595
Total comprehensive income	-	-	-	-	-	18,842,097	3,199,777	39,215,435	61,257,309	277,421	61,534,730
Transactions with owners :											
Purchase of own shares	-	-	(1,883,198)	-	-	-	-	-	(1,883,198)	-	(1,883,198)
Distribution of treasury shares as dividend	-	-	6,056,476	-	-	-	-	(6,056,476)	-	-	-
Change in stake	-	-	-	-	-	-	-	24,942	24,942	150,058	175,000
At 31st December 2013	155,929,105	2,863,512	(10,278,787)	7,275,249	-	19,375,276	3,298,908	103,528,946	281,992,209	1,904,918	283,897,127

Company	Non-distributable					Distributable			Total Equity RM
	Share Capital RM	Share Premium RM	Treasury Shares RM	Capital Reserve RM	Asset Revaluation Reserve RM	Warrant Reserve RM	Retained Earnings RM		
At 1st January 2012	108,207,994	246	-	-	533,179	5,915,239	5,333,314	119,989,972	
Total comprehensive income	-	-	-	-	-	-	3,152,401	3,152,401	
Transactions with owners :									
Shares issued during the year	47,721,111	2,863,266	-	-	-	-	-	50,584,377	
Purchase of own shares	-	-	(14,452,065)	-	-	-	-	(14,452,065)	
Transfer from warrant reserve to capital reserve	-	-	-	5,915,239	-	(5,915,239)	-	-	
At 31st December 2012	155,929,105	2,863,512	(14,452,065)	5,915,239	533,179	-	8,485,715	159,274,685	
Total comprehensive income	-	-	-	-	7,377,559	-	28,806,882	36,184,441	
Transactions with owners :									
Purchase of own shares	-	-	(1,883,198)	-	-	-	-	(1,883,198)	
Distribution of treasury shares as dividend	-	-	6,056,476	-	-	-	(6,056,476)	-	
At 31st December 2013	155,929,105	2,863,512	(10,278,787)	5,915,239	7,910,738	-	31,236,121	193,575,928	

The accompanying notes form an integral part of these financial statements.

STATEMENTS OF CASH FLOWS

FOR THE FINANCIAL YEAR ENDED 31ST DECEMBER 2013

	Group		Company	
	2013 RM	2012 RM	2013 RM	2012 RM
Operating activities				
Profit before tax	55,831,561	38,109,464	29,986,162	3,701,232
Adjustments for:				
Amortisation of intangible assets	-	27,449	-	-
Amortisation of land use rights	188,953	175,651	-	-
Bad debts written off	35,810	7,640	-	-
Bargain purchase	95,400	-	-	-
Dividend income	(976,950)	-	(31,370,000)	(4,320,000)
Impairment loss on trade receivables	499,319	233,822	-	-
Investment properties:				
- depreciation	21,757	21,757	-	-
- net gain on disposal	-	(66,950)	-	-
Intangible assets written off	170,182	-	-	-
Inventories written back	(82,111)	(93,071)	-	-
Interest income from:				
- short term deposits	(421,553)	(42,114)	(13,220)	(21,993)
Interest expense	1,655,433	2,813,251	519,982	562,593
Loss on disposal of associated companies	-	1,915,130	-	-
Net fair value gain on loans and receivables	(713,969)	(182,718)	-	-
Net loss/(gain) on foreign exchange:				
- unrealised	234,948	(86,536)	-	-
Payables written back	(1,209,547)	-	-	-
Property, plant and equipment:				
- loss on disposal	13,157	6,431	-	-
- depreciation	1,248,674	1,240,351	294,218	252,562
- written off	108,180	237	-	-
Reversal of impairment loss on trade receivables	(974,198)	(834,983)	-	-
Share of profits of associated companies	-	(913,197)	-	-
Waiver of debts	-	(2,500,000)	-	-
Operating profit before working capital changes	55,725,046	39,831,614	(582,858)	174,394
Construction contracts	7,011,565	(9,082,780)	-	-
Development properties	(48,955,696)	21,479,577	-	-
Inventories	(329,450)	4,092,416	-	-
Trade and other receivables	6,198,469	(32,179,685)	(13,119,517)	(1,271)
Trade and other payables	(2,026,300)	55,308	1,398,978	92,204
Subsidiaries	-	-	(14,556,703)	(10,323,510)
	17,623,634	24,196,450	(26,860,100)	(10,058,183)
Interest paid	(1,877,173)	(2,813,251)	(519,982)	(562,593)
Income tax refunded	1,313,818	245,044	3,807	98,608
Income tax paid	(15,333,606)	(10,021,924)	(90,150)	(50,000)
Net cash from operating activities	1,726,673	11,606,319	(27,466,425)	(10,572,168)

Statements of Cash Flows for the Financial Year Ended 31st December 2013
< cont'd

	Group		Company	
	2013 RM	2012 RM	2013 RM	2012 RM
Investing activities				
Interest received	421,553	42,114	13,220	21,993
Dividend received from associated companies	-	1,500,000	-	-
Proceeds from disposal of associated companies	-	5,500,000	-	-
Proceeds from disposal of property, plant and equipment	50,794	5,000	-	-
Proceeds from disposal of investment properties	-	358,052	-	-
Purchase of property, plant and equipment (Note A)	(18,661,259)	(7,655,033)	(29,295)	(25,190)
Purchase of intangible assets	-	(197,631)	-	-
Redemption of convertible preference shares	6,361,500	-	-	-
Net cash outflows of investment in subsidiaries (Note B)	(1,995,913)	-	-	-
Additional investment in unquoted equity instruments	-	(3,547,373)	-	-
Net cash from investing activities	(13,823,325)	(3,994,871)	(16,075)	(3,197)
Financing activities				
Purchase of treasury shares	(1,883,198)	(14,452,065)	(1,883,198)	(14,452,065)
Issuance of ordinary shares	-	50,584,377	-	50,584,377
Repayment of finance lease obligations	(1,091,004)	(273,121)	(36,643)	(52,246)
Repayment of term loans	(14,692,776)	(21,871,288)	-	-
Drawdown of term loans	32,869,000	25,000,000	10,000,000	-
Revolving credits and bankers' acceptance	2,274,276	(15,032,463)	6,500,000	(11,300,000)
Net cash from financing activities	17,476,298	23,955,440	14,580,159	24,780,066
Net increase/(decrease) in cash and cash equivalents	5,379,646	31,566,888	(12,902,341)	14,204,701
Effect of foreign exchange rate changes	592,270	34,378	-	-
Cash and cash equivalents at beginning of the year	37,411,430	5,810,164	14,344,535	139,834
Cash and cash equivalents at end of the year	43,383,346	37,411,430	1,442,194	14,344,535

A. PURCHASE OF PROPERTY, PLANT AND EQUIPMENT

	Group		Company	
	2013 RM	2012 RM	2013 RM	2012 RM
Cash	18,661,259	7,655,033	29,295	25,190
Deposits paid	19,465,000	-	-	-
Finance lease obligations	4,324,655	-	-	-
Financed by term loan	25,317,366	-	-	-
Contra settlement	17,417,634	-	-	-
Capitalisation of term loan expenses	221,740	-	-	-
	85,407,654	7,655,033	29,295	25,190

Statements of Cash Flows for the Financial Year Ended 31st December 2013
< cont'd

B. EFFECT ON ACQUISITION OF SUBSIDIARIES

Group

(i) Effects on acquisition of Rasa Anggun Development Sdn. Bhd. ("RAD")

	Group 2013 RM
Other receivables	3,267,000
Property development costs	177,257
Other payables	(2,453,109)
Net identifiable assets	991,148
Bargain purchase	8,852
Total purchase consideration	1,000,000
Less: Cash and cash equivalents	-
Net cash outflow on investment in subsidiaries	(1,000,000)

On 16th July 2013, the Company through its subsidiary, FITTERS Property Development Sdn Bhd, acquired 1,000,000 ordinary shares of RM1.00 each of Rasa Anggun Development Sdn Bhd ("RAD"), a company incorporated in Malaysia for RM1,000,000, representing 100% equity interest in RAD. The subsidiary was acquired through a total cash consideration of RM1,000,000.

(ii) Effects on acquisition of Superior Villa Sdn. Bhd. ("SVSB")

	Group 2013 RM
Other receivables	270,000
Cash and bank balances	4,087
Property development costs	4,643,065
Other payables	(4,002,200)
Tax payables	(1,500)
Net identifiable assets	913,452
Bargain purchase	86,548
Total purchase consideration	1,000,000
Less: Cash and cash equivalents	(4,087)
Net cash outflow on investment in subsidiaries	(995,913)

On 16th July 2013, the Company through its subsidiary, FITTERS Property Development Sdn Bhd, acquired 1,000,000 ordinary shares of RM1.00 each of Superior Villa Sdn Bhd ("SVSB"), a company incorporated in Malaysia for RM1,000,000, representing 100% equity interest in SVSB.

NOTES TO THE FINANCIAL STATEMENTS

1. GENERAL INFORMATION

The Company is a public limited liability company, incorporated and domiciled in Malaysia, and is listed on the Main Market of the Bursa Malaysia Securities Berhad.

The principal activities of the Company are that of investment holding and the trading of fire safety materials, equipment and fire prevention systems.

The principal activities of the subsidiaries are detailed in Note 17.

There have been no significant changes in the nature of these principal activities during the financial year.

Both principal place of business and registered office of the Company is located at No 1, Jalan Tembaga SD 5/2, Bandar Sri Damansara, 52200 Kuala Lumpur.

The financial statements are expressed in Ringgit Malaysia.

The financial statements were authorised for issue by the Board of Directors in accordance with a resolution of the directors on 18th April 2014.

2. SUMMARY OF SIGNIFICANT ACCOUNTING POLICIES

2.1 Basis of Preparation

The financial statements of the Group and of the Company have been prepared in accordance with the Financial Reporting Standards ("FRSs") and the requirements of the Companies Act, 1965 in Malaysia.

The financial statements of the Group and of the Company have been prepared under the historical cost basis, except as disclosed in the significant accounting policies in Note 2.3.

The preparation of financial statements in conformity with FRSs requires the use of certain critical accounting estimates and assumptions that affect the reported amounts of assets and liabilities and disclosures of contingent assets and liabilities at the date of the financial statements, and the reported amounts of the revenue and expenses during the reported period. It also requires Directors to exercise their judgment in the process of applying the Group's and the Company's accounting policies. Although these estimates and judgment are based on the Directors' best knowledge of current events and actions, actual results may differ.

The areas involving a higher degree of judgement or complexity, or areas where assumptions and estimates are significant to the financial statements are disclosed in Note 3.

2.2 New and Revised FRSs, Amendments/Improvements to FRSs, New IC Interpretations ("IC Int"), Amendments to IC Int and New Malaysian Accounting Standards Board ("MASB") Approved Accounting Standards, Malaysian Financial Reporting Standards ("MFRSs")

(a) Adoption of New and Revised FRS, Amendments/Improvements to FRSs, New IC Int and Amendments to IC Int

The Group and the Company had adopted the following new and revised FRSs, amendments/improvements to FRSs, new IC Int and amendments to IC Int that are mandatory for the current financial year:-

New FRSs

FRS 10	Consolidated Financial Statements
FRS 11	Joint Arrangements
FRS 12	Disclosure of Interests in Other Entities
FRS 13	Fair Value Measurement

Notes to the Financial Statements
< cont'd

2. SUMMARY OF SIGNIFICANT ACCOUNTING POLICIES (CONTINUED)

2.2 New and Revised FRSs, Amendments/Improvements to FRSs, New IC Interpretations ("IC Int"), Amendments to IC Int and New Malaysian Accounting Standards Board ("MASB") Approved Accounting Standards, Malaysian Financial Reporting Standards ("MFRSs") (Continued)

(a) Adoption of New and Revised FRS, Amendments/Improvements to FRSs, New IC Int and Amendments to IC Int (Continued)

Revised FRSs

FRS 119	Employee Benefits
FRS 127	Separate Financial Statements
FRS 128	Investments in Associates and Joint Ventures

Amendments/Improvements to FRSs

FRS 1	First-time Adoption of Financial Reporting Standards
FRS 7	Financial Instruments: Disclosures
FRS 10	Consolidated Financial Statements
FRS 11	Joint Arrangements
FRS 12	Disclosure of Interests in Other Entities
FRS 101	Presentation of Financial Statements
FRS 116	Property, Plant and Equipment
FRS 132	Financial Instruments: Presentation
FRS 134	Interim Financial Reporting

New IC Int

IC Int 20	Stripping Costs in the Production Phase of a Surface Mine
-----------	---

Amendments to IC Int

IC Int 2	Members' Shares in Co-operative Entities & Similar Instruments
----------	--

The adoption of the above new and revised FRSs, amendments/improvements to FRSs, new IC Int and amendments to IC Int do not have any effect on the financial statements of the Group and of the Company except for those as discussed below:-

FRS 10 Consolidated Financial Statements

The Group adopted FRS 10 in the current financial year. The adoption of FRS10 has no significant impact to the financial statements of the Group.

FRS 12 Disclosures of Interests in Other Entities

FRS 12 is a single disclosure standard for interests in subsidiaries, jointly controlled entities, associates and unconsolidated structured entities. The disclosure requirements in this FRS are aimed at providing standardised and comparable information that enable users of financial statements to evaluate the nature of, and risks associated with, the entity's interests in other entities, and the effects of those interests on its financial position, financial performance and cash flows. The requirements in FRS 12 are more comprehensive than the previously existing disclosure requirements for subsidiaries.

2. SUMMARY OF SIGNIFICANT ACCOUNTING POLICIES (CONTINUED)

2.2 New and Revised FRSs, Amendments/Improvements to FRSs, New IC Interpretations ("IC Int"), Amendments to IC Int and New Malaysian Accounting Standards Board ("MASB") Approved Accounting Standards, Malaysian Financial Reporting Standards ("MFRSs") (Continued)

(a) Adoption of New and Revised FRS, Amendments/Improvements to FRSs, New IC Int and Amendments to IC Int (Continued)

FRS 13 Fair Value Measurement

FRS 13 defines fair value and sets out a framework for measuring fair value, and the disclosure requirements about fair value. This standard is intended to address the inconsistencies in the requirements for measuring fair value across different accounting standards. As defined in this standard, fair value is the price that would be received to sell an asset or paid to transfer a liability in an orderly transaction between market participants at the measurement date. As a result of the guidance in FRS 13, the Group reassessed its policies for measuring fair values, in particular, its valuation inputs such as non-performance risk for fair values measurement of liabilities.

Application of FRS 13 has not materially impacted the fair value measurements of the Group. FRS 13 requires more extensive disclosures. Additional disclosures where required, are provided in the individual notes relating to the assets and liabilities whose fair values were determined.

Amendments to FRS 101 Presentation of Financial Statements

The amendments to FRS 101 introduce a grouping of items presented in other comprehensive income. Items that will be reclassified to profit or loss at future point in time have to be presented separately from items that will not be reclassified.

These amendments also clarify the difference between voluntary additional comparative information and the minimum required comparative information. An entity must include comparative information in the related notes to the financial statements when it voluntarily provides comparative information beyond the minimum required comparative period. The amendments clarify that the opening statement of financial position presented as a result of retrospective restatement or reclassification of items in financial statements does not have to be accompanied by comparative information in the related notes. As a result, the Group has not included comparative information in respect of the opening statement of financial position as at 1 January 2012.

The amendments also introduce new terminology, whose use is not mandatory, for the statement of comprehensive income and income statement. Under the amendments, the 'statement of comprehensive income' is renamed as the 'statement of profit or loss and other comprehensive income'.

The above amendments affect presentation only and have no impact on the Group's financial position or performance.

Amendments to FRS 1 First-time Adoption of Financial Reporting Standards

Amendments to FRS 1 requires first-time adopters to apply the requirements FRS 139 Financial Instruments: Recognition and Measurement and FRS 120 Accounting for Government Grants and Disclosure of Government Assistance, prospectively to government loans existing at the date of transition to FRSs and shall not recognise the corresponding benefit of the government loan at a below-market rate of interest as a government grant. Entities may choose to apply the requirements of FRS 139 Financial Instruments: Recognition and Measurement and FRS 120 to any government loans originated before the date of transition to FRSs retrospectively provided that the information needed to do so had been obtained at the time of initially accounting for that loan. The exception would give the first-time adopters relief from retrospective measurement of government loans with a below-market rate of interest.

2. SUMMARY OF SIGNIFICANT ACCOUNTING POLICIES (CONTINUED)

2.2 New and Revised FRSs, Amendments/Improvements to FRSs, New IC Interpretations (“IC Int”), Amendments to IC Int and New Malaysian Accounting Standards Board (“MASB”) Approved Accounting Standards, Malaysian Financial Reporting Standards (“MFRSs”) (Continued)

(a) Adoption of New and Revised FRS, Amendments/Improvements to FRSs, New IC Int and Amendments to IC Int (Continued)

Amendments to FRS 1 First-time Adoption of Financial Reporting Standards (Continued)

Amendments to FRS 1 also clarifies that an entity that has applied IFRSs in a previous reporting period, but whose most recent previous annual financial statements did not contain an explicit and unreserved statement of compliance with IFRSs, has the option to apply this FRS 1 or apply FRSs retrospectively in accordance with FRS108 Accounting Policies, Changes in Accounting Estimates and Errors as if it had never stopped applying IFRSs.

Amendments to FRS 7 Financial Instruments: Disclosures

Amendments to FRS 7 addresses disclosures to include information that will enable users of an entity's financial statements to evaluate the effect or potential effect of netting arrangements, including rights of set-off associated with the entity's recognised financial assets and recognised financial liabilities, on the entity's financial position.

Amendment to FRS 116 Property, Plant and Equipment

Amendment to FRS 116 clarifies that items such as spare parts, stand-by equipment and servicing equipment are recognised as property, plant and equipment when they meet the definition of property, plant and equipment. Otherwise, such items are classified as inventory.

Amendments to FRS 10 Consolidated Financial Statements, FRS 11 Joint Arrangements and FRS 12 Disclosure of Interests in Other Entities

Amendments to FRS 10 clarifies that the date of initial application is the beginning of the annual reporting period for which this FRS is applied for the first time. Consequently, an entity is not required to make adjustments to the previous accounting if the consolidation conclusion reached upon the application of FRS 10 is the same as previous accounting or the entity had disposed of its interests in investees during a comparative period. When applying FRS10, these amendments also limit the requirement to present quantitative information required by Paragraph 28(f) of FRS108 Accounting Policies, Changes in Accounting Estimates and Errors to the annual period immediately preceding the date of initial application. A similar relief is also provided in FRS 11 and FRS 12. Additionally, entities would no longer be required to provide disclosures for unconsolidated structure entities in periods prior to the first annual period that FRS 12 is applied.

If, upon applying FRS 10, an entity conclude that it shall consolidate an investee that was not previously consolidated and that control was obtained before the effective date of the revised versions of these standards issued by the Malaysian Accounting Standards Board in November 2011, these amendments also clarify that an entity can apply the earlier versions of FRS 3 Business Combinations and FRS 127.

These amendments are not expected to have any significant impact on the financial results and position of the Group and the Company.

Amendment to FRS 132 Financial Instruments: Presentation

Amendment to FRS 132 clarifies that income tax relating to distributions to holders of an equity instrument and to transaction costs of an equity transaction shall be accounted for in accordance with FRS 112 Income Taxes.

2. SUMMARY OF SIGNIFICANT ACCOUNTING POLICIES (CONTINUED)**2.2 New and Revised FRSs, Amendments/Improvements to FRSs, New IC Interpretations (“IC Int”), Amendments to IC Int and New Malaysian Accounting Standards Board (“MASB”) Approved Accounting Standards, Malaysian Financial Reporting Standards (“MFRSs”) (Continued)****(a) Adoption of New and Revised FRS, Amendments/Improvements to FRSs, New IC Int and Amendments to IC Int (Continued)*****Amendment to FRS 134 Interim Financial Reporting***

To be consistent with the requirements in FRS 8 Operating Segments, the amendment to FRS 134 clarifies that an entity shall disclose the total assets and liabilities for a particular reportable segment only when the amounts are regularly provided to the chief operating decision maker and there has been a material change from the amount disclosed in the last annual financial statements for that reportable segment.

(b) New FRS, Amendments/Improvements to FRSs and New IC Int that are issued, but not yet effective and have not been early adopted

The Group and the Company have not adopted the following new FRS, amendments/improvements to FRSs and new IC Int that have been issued by the Malaysian Accounting Standards Board (“MASB”) as at the date of authorisation of these financial statements but are not yet effective for the Group and the Company:-

Effective for financial periods beginning on or afterNew FRS

FRS 9	Financial Instruments	To be announced by the MASB
-------	-----------------------	-----------------------------

Amendments/Improvements to FRSs

FRS 1	First-time Adoption of Financial Reporting Standards	1 July 2014
FRS 2	Share-based Payment	1 July 2014
FRS 3	Business Combinations	1 July 2014
FRS 7	Financial Instruments: Disclosures	Applies when FRS 9 is applied
FRS 8	Operating Segments	1 July 2014
FRS 9	Financial Instruments	To be announced by the MASB
FRS 10	Consolidated Financial Statements	1 January 2014
FRS 12	Disclosure of Interests in Other Entities	1 January 2014
FRS 13	Fair Value Measurement	1 July 2014
FRS 116	Property, Plant and Equipment	1 July 2014
FRS 119	Employee Benefits	1 July 2014
FRS 124	Related Party Disclosures	1 July 2014
FRS 127	Separate Financial Statements	1 January 2014
FRS 132	Financial Instruments: Presentation	1 January 2014
FRS 136	Impairment of Assets	1 January 2014
FRS 138	Intangible Assets	1 July 2014
FRS 139	Financial Instruments: Recognition and Measurement	1 January 2014
FRS 139	Financial Instruments: Recognition and Measurement	Applies when FRS 9 is applied
FRS 140	Investment Property	1 July 2014

New IC Int

IC Int 21	Levies	1 January 2014
-----------	--------	----------------

2. SUMMARY OF SIGNIFICANT ACCOUNTING POLICIES (CONTINUED)

2.2 New and Revised FRSs, Amendments/Improvements to FRSs, New IC Interpretations ("IC Int"), Amendments to IC Int and New Malaysian Accounting Standards Board ("MASB") Approved Accounting Standards, Malaysian Financial Reporting Standards ("MFRSs") (Continued)

(b) New FRS, Amendments/Improvements to FRSs and New IC Int that are issued, but not yet effective and have not been early adopted (Continued)

A brief discussion on the above significant new FRS, amendments/improvements to FRSs and new IC Int are summarised below. Due to the complexity of these new standards, the financial effects of their adoption are currently still being assessed by the Group and the Company.

FRS 9 Financial Instruments

FRS 9 specifies how an entity should classify and measure financial assets and financial liabilities.

This standard requires all financial assets to be classified based on how an entity manages its financial assets (its business model) and the contractual cash flow characteristics of the financial asset. Financial assets are to be initially measured at fair value. Subsequent to initial recognition, depending on the business model under which these assets are acquired, they will be measured at either fair value or at amortised cost.

In respect of the financial liabilities, the requirements are generally similar to the former FRS 139. However, this standard requires that for financial liabilities designated as at fair value through profit or loss, changes in fair value attributable to the credit risk of that liability are to be presented in other comprehensive income, whereas the remaining amount of the change in fair value will be presented in the profit or loss.

FRS 9 Financial Instruments (Hedge Accounting and amendments to FRS 9, FRS 7 and FRS 139)

The new hedge accounting model represents a substantial overhaul of hedge accounting that will enable entities to better reflect their risk management activities in their financial statements. The most significant improvements apply to those that hedge non-financial risk, and they are expected to be of particular interest to non-financial institutions. As a result of these changes, users of the financial statements will be provided with better information about risk management and about the effect of hedge accounting on the financial statements. The FRS 9 hedge accounting model, if adopted, applies prospectively with limited exceptions.

As part of the Amendments, an entity is now allowed to change the accounting for liabilities that it has elected to measure at fair value, before applying any of the other requirements in FRS 9. This change in accounting would mean that gains caused by a worsening in the entity's own credit risk on such liabilities are no longer recognised in profit or loss. The Amendments will facilitate earlier application of this long-awaited improvement to financial reporting.

The Amendments also remove the mandatory effective date from FRS 9.

Amendments to FRS 1 First-time Adoption of Financial Reporting Standards

Amendments to FRS 1 relates to the IASB's Basis for Conclusions which is not an integral part of the Standard. The Basis for Conclusions clarifies that a first-time adopter is permitted but not required to apply a new or revised Standard that is not yet mandatory but is available for early application.

Amendments to FRS 2 Share-based Payment

Amendments to FRS 2 clarifies the definition of 'vesting conditions' by separately defining 'performance condition' and 'service condition' to ensure consistent classification of conditions attached to a share-based payment.

2. SUMMARY OF SIGNIFICANT ACCOUNTING POLICIES (CONTINUED)

2.2 New and Revised FRSs, Amendments/Improvements to FRSs, New IC Interpretations ("IC Int"), Amendments to IC Int and New Malaysian Accounting Standards Board ("MASB") Approved Accounting Standards, Malaysian Financial Reporting Standards ("MFRSs") (Continued)

(b) New FRS, Amendments/Improvements to FRSs and New IC Int that are issued, but not yet effective and have not been early adopted (Continued)

Amendments to FRS 3 Business Combinations

Amendments to FRS 3 clarifies that when contingent consideration meets the definition of financial instrument, its classification as a liability or equity is determined by reference to FRS 132 Financial Instruments: Presentation. It also clarifies that contingent consideration that is classified as an asset or a liability shall be subsequently measured at fair value at each reporting date and changes in fair value shall be recognised in profit or loss.

In addition, amendments to FRS 3 clarifies that FRS 3 excludes from its scope the accounting for the formation of all types of joint arrangements (as defined in FRS 11 Joint Arrangements) in the financial statements of the joint arrangement itself.

Amendments to FRS 8 Operating Segments

Amendments to FRS 8 requires an entity to disclose the judgements made by management in applying the aggregation criteria to operating segments. This includes a brief description of the operating segments that have been aggregated and the economic indicators that have been assessed in determining that the aggregated operating segments share similar economic characteristics.

The Amendments also clarifies that an entity shall provide reconciliations of the total of the reportable segments' assets to the entity's assets if the segment assets are reported regularly to the chief operating decision maker.

Amendments to FRS 10 Consolidated Financial Statements, FRS 12 Disclosure of Interests in Other Entities and FRS 127 Separate Financial Statements

Amendments to FRS 10 introduces an exception to the principle that all subsidiaries shall be consolidated. The amendments define an investment entity and require a parent that is an investment entity to measure its investment in particular subsidiaries at fair value through profit or loss in accordance with FRS 139 Financial Instruments: Recognition and Measurement instead of consolidating those subsidiaries in its consolidated financial statements. Consequently, new disclosure requirements related to investment entities are introduced in amendments to FRS 12 and FRS 127.

In addition, amendments to FRS 127 also clarifies that if a parent is required, in accordance with paragraph 31 of FRS 10, to measure its investment in a subsidiary at fair value through profit or loss in accordance with FRS 139, it shall also account for its investment in that subsidiary in the same way in its separate financial statements.

Amendments to FRS 13 Fair Value Measurement

Amendments to FRS 13 relates to the IASB's Basis for Conclusions which is not an integral part of the Standard. The Basis for Conclusions clarifies that when IASB issued IFRS 13, it did not remove the practical ability to measure short-term receivables and payables with no stated interest rate at invoice amounts without discounting, if the effect of discounting is immaterial.

The Amendments also clarifies that the scope of the portfolio exception of FRS 13 includes all contracts accounted for within the scope of FRS 139 *Financial Instruments: Recognition and Measurement* or FRS 9 *Financial Instruments*, regardless of whether they meet the definition of financial assets or financial liabilities as defined in FRS 132 *Financial Instruments: Presentation*.

2. SUMMARY OF SIGNIFICANT ACCOUNTING POLICIES (CONTINUED)

2.2 New and Revised FRSs, Amendments/Improvements to FRSs, New IC Interpretations ("IC Int"), Amendments to IC Int and New Malaysian Accounting Standards Board ("MASB") Approved Accounting Standards, Malaysian Financial Reporting Standards ("MFRSs") (Continued)

(b) New FRS, Amendments/Improvements to FRSs and New IC Int that are issued, but not yet effective and have not been early adopted (Continued)

Amendments to FRS 116 Property, Plant and Equipment and FRS 138 Intangible Assets

Amendments to FRS 116 and FRS 138 clarifies the accounting for the accumulated depreciation/amortisation when an asset is revalued. It clarifies that:

- the gross carrying amount is adjusted in a manner that is consistent with the revaluation of the carrying amount of the asset; and
- the accumulated depreciation / amortisation is calculated as the difference between the gross carrying amount and the carrying amount of the asset after taking into account accumulated impairment losses.

Amendments to FRS 119 Employee Benefits

Amendments to FRS 119 provides a practical expedient in accounting for contributions from employees or third parties to defined benefit plans.

If the amount of the contributions is independent of the number of years of service, an entity is permitted to recognise such contributions as a reduction in the service cost in the period in which the related service is rendered, instead of attributing the contributions to the periods of service.

However, if the amount of the contributions is dependent on the number of years of service, an entity is required to attribute those contributions to periods of service using the same attribution method required by FRS 119 for the gross benefit (i.e. either based on the plan's contribution formula or on a straight-line basis).

Amendments to FRS 124 Related Party Disclosures

Amendments to FRS 124 clarifies that an entity providing key management personnel services to the reporting entity or to the parent of the reporting entity is a related party of the reporting entity.

Amendments to FRS 132 Financial Instruments: Presentation

Amendments to FRS 132 does not change the current offsetting model in FRS 132. The amendments clarify the meaning of 'currently has a legally enforceable right of set-off', that the right of set-off must be available today (not contingent on a future event) and legally enforceable for all counterparties in the normal course of business. The amendments clarify that some gross settlement mechanisms with features that are effectively equivalent to net settlement will satisfy the FRS 132 offsetting criteria.

Amendments to FRS 136 Impairment of Assets

Amendments to FRS 136 clarifies that disclosure of the recoverable amount (based on fair value less costs of disposal) of an asset or cash generating unit is required to be disclosed only when an impairment loss is recognised or reversed. In addition, there are new disclosure requirements about fair value measurement when impairment or reversal of impairment is recognised.

2. SUMMARY OF SIGNIFICANT ACCOUNTING POLICIES (CONTINUED)

2.2 New and Revised FRSs, Amendments/Improvements to FRSs, New IC Interpretations ("IC Int"), Amendments to IC Int and New Malaysian Accounting Standards Board ("MASB") Approved Accounting Standards, Malaysian Financial Reporting Standards ("MFRSs") (Continued)

- (b) **New FRS, Amendments/Improvements to FRSs and New IC Int that are issued, but not yet effective and have not been early adopted (Continued)**

Amendments to FRS 139 Financial Instruments: Recognition and Measurement

Amendments to FRS 139 provides relief from discontinuing hedge accounting in a situation where a derivative, which has been designated as a hedging instrument, is novated to effect clearing with a central counterparty as a result of laws or regulation, if specific conditions are met. As a result of the amendments, continuation of hedge accounting is permitted if as a consequence of laws or regulations, the parties to hedging instrument agree to have one or more clearing counterparties replace their original counterparty and the changes to the terms arising from the novation are consistent with the terms that would have existed if the novated derivative were originally cleared with the central counterparty.

Amendments to FRS 140 Investment Property

Amendments to FRS 140 clarifies that the determination of whether an acquisition of investment property meets the definition of both a business combination as defined in FRS 3 and investment property as defined in FRS 140 requires the separate application of both Standards independently of each other.

IC Int 21 Levies

IC Int 21 addresses the accounting for a liability to pay a government levy (other than income taxes and fine or other penalties that imposed for breaches of the legislation) if that liability is within the scope of FRS 137 Provisions, Contingent Liabilities and Contingent Assets. This interpretation clarifies that an entity recognises a liability for a levy when the activity that triggers the payment of the levy, as identified by the relevant legislation, occurs. It also clarifies that a levy liability is recognised progressively only if the activity that triggers payment occurs over a period of time, in accordance with the relevant legislation. For a levy that is triggered upon reaching a minimum threshold, the interpretation clarifies that no liability should be recognised before the specific minimum threshold is reached.

- (c) **MASB Approved Accounting Standards, MFRSs**

In conjunction with the planned convergence of FRSs with International Financial Reporting Standards as issued by the International Accounting Standards Board on 1 January 2012, the MASB had on 19 November 2011 issue a new MASB approved accounting standards, MFRSs ("MFRSs Framework") for application in the annual periods beginning on or after 1 January 2012.

The MFRSs Framework is mandatory for adoption by all Entities Other Than Private Entities for annual periods beginning on or after 1 January 2012, with the exception of entities subject to the application of MFRS 141 *Agriculture* and/or IC Int 15 *Agreements for the Construction of Real Estate* ("Transitioning Entities"). The Transitioning Entities are given an option to defer adoption of the MFRSs framework, and continue to adopt the existing FRSs framework until the MFRSs framework is mandated by the MASB. Transitioning Entities also includes those entities that consolidate or equity account or proportionately consolidate another entity that has chosen to continue to apply the FRSs framework for annual periods beginning on or after 1 January 2012.

Accordingly, the Group and the Company which are Transitioning Entities have chosen to defer the adoption of the MFRSs framework. The Group and the Company will prepare their first MFRSs financial statements using the MFRSs framework when the MFRSs framework is mandated by the MASB.

2. SUMMARY OF SIGNIFICANT ACCOUNTING POLICIES (CONTINUED)

2.2 New and Revised FRSs, Amendments/Improvements to FRSs, New IC Interpretations ("IC Int"), Amendments to IC Int and New Malaysian Accounting Standards Board ("MASB") Approved Accounting Standards, Malaysian Financial Reporting Standards ("MFRSs") (Continued)

(c) MASB Approved Accounting Standards, MFRSs (Continued)

As at 31 December 2013, all FRSs issued under the existing FRSs framework are equivalent to the MFRSs issued under MFRSs framework except for differences in relation to the transitional provisions, the adoption of MFRS 141 *Agriculture* and IC Int 15 *Agreements for the Construction of Real Estate* as well as differences in effective dates contained in certain of the existing FRSs. As such, other than those as discussed below, the main effects arising from the transition to the MFRSs Framework has been discussed in Note 2.2(b). The effect is based on the Group's and the Company's best estimates at the reporting date. The financial effect may change or additional effects may be identified, prior to the completion of the Group's and the Company's first MFRSs based financial statements.

Application of MFRS 1: First-time Adoption of Malaysian Financial Reporting Standards ("MFRS 1")

MFRS 1 requires comparative information to be restated as if the requirements of MFRSs have always been applied, except when MFRS 1 allows certain elective exemptions from such full retrospective application or prohibits retrospective application of some aspects of MFRSs. The Group and the Company are currently assessing the impact of adoption of MFRS 1, including identification of the differences in existing accounting policies as compared to the new MFRSs and the use of optional exemptions as provided for in MFRS 1. As at the date of authorisation of issue of the financial statements, accounting policy decisions or elections have not been finalised. Thus, the impact of adoption of MFRS 1 cannot be determined and estimated reliably until the process is completed.

MFRS 141 Agriculture

MFRS 141 requires a biological asset shall be measured on initial recognition and at the end of each reporting period at its fair value less costs to sell, except where the fair value cannot be measured reliably. MFRS 141 also requires agricultural produce harvested from an entity's biological assets shall be measured at its fair value less costs to sell at the point of harvest. Gains or losses arising on initial recognition of a biological asset and the agricultural produce at fair value less costs to sell and from a change in fair value less costs to sell of a biological asset shall be included in the profit or loss for the period in which it arises. The Group is currently assessing the impact of the adoption of this standard. The Group does not expect any impact on the financial statements arising from the adoption of this standard.

IC Int 15 Agreements for the Construction of Real Estate

IC Int 15 establishes that the developer will have to evaluate whether control and significant risks and rewards of the ownership of work in progress, can be transferred to the buyer as construction progresses before revenue can be recognised. The Group is currently assessing the impact of the adoption of this Interpretation.

2.3 Significant Accounting Policies

(a) Basis of consolidation

The consolidated financial statements include the financial statements of the Company and its subsidiaries made up to the end of the financial year. The financial statements of the parent and its subsidiaries are all drawn up to the same reporting date.

The financial statements of the subsidiaries are consolidated from the date on which control is transferred to the Group and are no longer consolidated from the date that control ceases.

2. SUMMARY OF SIGNIFICANT ACCOUNTING POLICIES (CONTINUED)

2.3 Significant Accounting Policies (Continued)

(a) Basis of consolidation (Continued)

Acquisitions of subsidiaries are accounted for by applying the acquisition method. Identifiable assets acquired and liabilities assumed in a business combination are measured initially at their fair value at the acquisition date. Acquisition-related costs are recognised as expenses in the periods in which the costs are incurred and the services are received.

If business combination is achieved in stages, previously held equity interests in the acquiree are re-measured to fair value at the acquisition date and any corresponding gain or loss is recognised in profit or loss.

The Group elects for each individual business combination, whether non-controlling interest in the acquiree (if any) is recognised on the acquisition date at fair value, or at the non-controlling interest's proportionate share of the acquiree net identifiable assets.

Any excess of the sum of the fair value of the consideration transferred in the business combination, the amount of the non-controlling interest in the acquiree (if any), and the fair value of the Group's previously held equity interest in the acquiree (if any), over the net fair value of the acquiree's identifiable assets and liabilities is recorded as goodwill in the statement of financial position. In instances where the latter amount exceeds the former, the excess is recognised as a gain on bargain purchase in profit or loss on the acquisition date.

Upon the loss of control of a subsidiary, the Group derecognises the assets and liabilities of the former subsidiary, any non-controlling interests and the other components of equity related to the former subsidiary from the consolidated statement of financial position. Any surplus or deficit arising on the loss of control is recognised in profit or loss. If the Group retains any interest in the former subsidiary, then such interest is measured at fair value at the date that control is lost. Subsequently, it is accounted for as an equity accounted investee or as an available-for-sale financial asset depending on the level of influence retained.

Intra-group transactions, balances and resulting unrealised gains are eliminated on consolidation and the consolidated financial statements reflect external transactions only. Unrealised losses are eliminated on consolidation unless costs cannot be recovered. Uniform accounting policies are adopted in the consolidated financial statement for like transactions and events in similar circumstances.

Transactions with non-controlling interest

Non-controlling interest represents the equity in subsidiaries not attributable, directly or indirectly, to owners of the Company, and is presented separately in the consolidated statement of comprehensive income and within equity in the consolidated statement of financial position, separately from equity attributable to owners of the Company.

Changes in the Company's ownership interest in a subsidiary that do not result in a loss of control are accounted for as equity transactions. In such circumstances, the carrying amounts of the controlling and non-controlling interests are adjusted to reflect the changes in their relative interests in the subsidiary. Any difference between the amount by which the non-controlling interest is adjusted and the fair value of the consideration paid or received is recognised directly in equity and attributed to owners of the parent.

2. SUMMARY OF SIGNIFICANT ACCOUNTING POLICIES (CONTINUED)

2.3 Significant Accounting Policies (Continued)

(b) Subsidiaries

Subsidiaries are entities, including structured entities, controlled by the Company. The financial statements of subsidiaries are included in the consolidated financial statements from the date that control commences until the date that control ceases.

The Group adopted FRS 10, Consolidated Financial Statements in the current financial year. This resulted in changes to the following policies:

- Control exists when the Group is exposed, or has rights, to variable returns from its involvement with the entity and has the ability to affect those returns through its power over the entity. In the previous financial years, controls exists when the Group has the ability to exercise its power to govern the financial and operating policies of an entity so as to obtain benefits from its activities.
- Potential voting rights are considered when assessing control only when such rights are substantive. In the previous financial year, potential voting rights are considered when assessing control when such right are presently exercisable.
- The Group considers it has de facto power over an investee when, despite not having the majority of voting rights, it has the current ability to direct the activities of the investee that significantly affect the investee's return. In previous financial years, the Group did not consider de facto power in its assessment of control.

The change in accounting policy has been made retrospectively and in accordance with the transition provision of FRS 10. The adoption of FRS 10 has no significant impact to the financial statements of the Group.

(c) Foreign currency

(i) Functional and presentation currency

The individual financial statements of each entity in the Group are measured using the currency of the primary economic environment in which the entity operates ("the functional currency"). The consolidated financial statements are presented in Ringgit Malaysia ("RM"), which is also the Company's functional currency.

(ii) Foreign currency transactions

Transactions in foreign currencies are measured in the respective functional currencies of the Company and its subsidiaries and are recorded on initial recognition in the functional currencies at exchange rates approximating those ruling at the transaction dates. Monetary assets and liabilities denominated in foreign currencies are translated at the rate of exchange ruling at the reporting date. Non-monetary items denominated in foreign currencies that are measured at historical cost are translated using the exchange rates as at the dates of the initial transactions. Non-monetary items denominated in foreign currencies measured at fair value are translated using the exchange rates at the date when the fair value was determined.

Exchange differences arising on the settlement of monetary items or on translating monetary items at the reporting date are recognised in profit or loss except for exchange differences arising on monetary items that form part of the Group's net investment in foreign operations, which are recognised initially in other comprehensive income and accumulated under foreign currency translation reserve in equity. The foreign currency translation reserve is reclassified from equity to profit or loss of the Group on disposal of the foreign operation.

Exchange differences arising on the translation of non-monetary items carried at fair value are included in profit or loss for the period except for the differences arising on the translation of non-monetary items in respect of which gains and losses are recognised directly in equity. Exchange differences arising from such non-monetary items are also recognised directly in equity.

2. SUMMARY OF SIGNIFICANT ACCOUNTING POLICIES (CONTINUED)

2.3 Significant Accounting Policies (Continued)

(c) Foreign currency (Continued)

(iii) Foreign operations

The assets and liabilities of foreign operations are translated into RM at the rate of exchange ruling at the reporting date and income and expenses are translated at exchange rates at the dates of the transactions. The exchange differences arising on the translation are taken directly to other comprehensive income. On disposal of a foreign operation, the cumulative amount recognised in other comprehensive income and accumulated in equity under foreign currency translation reserve relating to that particular foreign operation is recognised in the profit or loss.

Goodwill and fair value adjustments arising on the acquisition of foreign operations are treated as assets and liabilities of the foreign operations and are recorded in the functional currency of the foreign operations and translated at the closing rate at the reporting date.

(d) Property, Plant and Equipment and Depreciation

All items of property, plant and equipment are initially recorded at cost. The cost of an item of property, plant and equipment is recognised as an asset if, and only if, it is probable that future economic benefits associated with the item will flow to the Group and the Company and the cost of the item can be measured reliably.

Certain land and buildings were subsequently revalued and stated at their revalued amounts. However, these properties have not been revalued since as the Group availed itself to the transitional provisions of FRS 116 (Revised): Property, plant and equipment, by virtue of which these properties continue to be stated at their revalued amount less accumulated depreciation and impairment.

Subsequent to initial recognition, property, plant and equipment are measured at cost less accumulated depreciation and accumulated impairment losses. When significant parts of property, plant and equipment are required to be replaced in intervals, the Group recognises such parts as individual assets with specific useful lives and depreciation, respectively. Likewise, when a major inspection is performed, its cost is recognised in the carrying amount of the plant and equipment as a replacement if the recognition criteria are satisfied. All other repair and maintenance costs are recognised in profit or loss as incurred.

Freehold land has an unlimited useful life and therefore is not depreciated. Leasehold lands are depreciated over the period of their respective lease term. Depreciation is computed on a straight-line basis over the estimated useful lives of the assets as follows:

Buildings	2%
Plant and equipment	20%
Motor vehicles	20%
Tools and office equipment	10% - 33.33%
Furniture and fittings	10%
Renovations	10%

2. SUMMARY OF SIGNIFICANT ACCOUNTING POLICIES (CONTINUED)

2.3 Significant Accounting Policies (Continued)

(d) Property, Plant and Equipment and Depreciation (Continued)

Assets under construction included in property, plant and equipment are not depreciated as these assets are not yet available for use.

The carrying values of property, plant and equipment are reviewed for impairment when events or changes in circumstances indicate that the carrying value may not be recoverable.

The residual value, useful life and depreciation method are reviewed at each financial year-end, and adjusted prospectively, if appropriate.

An item of property, plant and equipment is derecognised upon disposal or when no future economic benefits are expected from its use or disposal. Any gain or loss on derecognition of the asset is included in the profit or loss in the year the asset is derecognised.

(e) Investment properties

Investment properties are initially measured at cost, including transaction costs. Subsequent to initial recognition, investment properties are stated at cost less accumulated depreciation and impairment losses.

Depreciation is computed on a straight-line basis over the estimated useful lives of the assets as follow:

Buildings	2%
-----------	----

Investment properties are derecognised when either they have been disposed of or when the investment property is permanently withdrawn from use and no future economic benefit is expected from its disposal. Any gain or loss on the retirement or disposal of an investment property is recognised in profit or loss in the year of retirement or disposal.

Transfers are made to or from investment property only when there is a change in use. For a transfer from investment property to owner-occupied property, the deemed cost for subsequent accounting is the fair value at the date of change in use. For a transfer from owner-occupied property to investment property, the property is accounted for in accordance with the accounting policy for property, plant and equipment up to the date of change in use.

(f) Intangible assets

(i) Goodwill

Goodwill is initially measured at cost. Following initial recognition, goodwill is measured at cost less accumulated impairment losses.

For the purpose of impairment testing, goodwill acquired is allocated, from the acquisition date, to each of the Group's cash-generating units that are expected to benefit from the synergies of the combination.

The cash-generating unit to which goodwill has been allocated is tested for impairment annually and whenever there is an indication that the cash-generating unit may be impaired, by comparing the carrying amount of the cash-generating unit, including the allocated goodwill, with the recoverable amount of the cash-generating unit. Where the recoverable amount of the cash-generating unit is less than the carrying amount, an impairment loss is recognised in the profit or loss. Impairment losses recognised for goodwill are not reversed in subsequent periods.

2. SUMMARY OF SIGNIFICANT ACCOUNTING POLICIES (CONTINUED)

2.3 Significant Accounting Policies (Continued)

(f) Intangible assets (Continued)

(i) Goodwill (Continued)

Where goodwill forms part of a cash-generating unit and part of the operation within that cash-generating unit is disposed of, the goodwill associated with the operation disposed of is included in the carrying amount of the operation when determining the gain or loss on disposal of the operation. Goodwill disposed of in this circumstance is measured based on the relative fair values of the operations disposed of and the portion of the cash-generating unit retained.

Acquisition on or after 1st January 2011

For acquisitions on or after 1st January 2011, the Group measures the cost of goodwill at the acquisition date as:

- the fair value of the consideration transferred; plus
- the recognised amount of any non-controlling interests in the acquiree; plus
- if the business combination is achieved in stages, the fair value of the existing equity interest in the acquiree; less
- the net recognised amount (generally fair value) of the identifiable assets acquired and liabilities assumed.

When the excess is negative, a bargain purchase gain is recognised immediately in profit or loss.

For each business combination, the Group elects whether it measures the non-controlling interests in the acquiree either at fair value or at the proportionate share of the acquiree's identifiable net assets at the acquisition date.

Transaction costs, other than those associated with the issue of debt or equity securities, that the Group incurs in connection with a business combination are expensed as incurred.

Acquisition between 1st January 2006 and 1st January 2011

For acquisitions between 1st January 2006 and 1st January 2011, goodwill represents the excess of the cost of the acquisition over the Group's interest in the recognised amount (generally fair value) of the identifiable assets, liabilities and contingent liabilities of the acquiree. When the excess was negative, a bargain purchase gain was recognised immediately in profit or loss.

Transaction costs, other than those associated with the issue of debt or equity securities, that the Group incurred in connection with business combinations were capitalised as part of the cost of the acquisition.

Acquisition prior to 1st January 2006

For acquisitions prior to 1st January 2006, goodwill represents the excess of the cost of the acquisition over the Group's interest in the fair values of the net identifiable assets and liabilities.

(ii) Other intangible assets

Intangible assets acquired separately are measured initially at cost. The cost of intangible assets acquired in a business combination is their fair value as at the date of acquisition. Following initial acquisition, intangible assets are measured at cost less any accumulated amortisation and accumulated impairment losses.

2. SUMMARY OF SIGNIFICANT ACCOUNTING POLICIES (CONTINUED)

2.3 Significant Accounting Policies (Continued)

(f) Intangible assets (Continued)

(ii) Other intangible assets (Continued)

Intangible assets with finite useful lives are amortised over the estimated useful lives and assessed for impairment whenever there is an indication that the intangible asset may be impaired. The amortisation period and the amortisation method are reviewed at least at each financial year-end. Changes in the expected useful life or the expected pattern of consumption of future economic benefits embodied in the asset is accounted for by changing the amortisation period or method, as appropriate, and are treated as changes in accounting estimates. The amortisation expense on intangible assets with finite lives is recognised in profit or loss.

Intangible assets with indefinite useful lives or not yet available for use are tested for impairment annually, or more frequently if the events and circumstances indicate that the carrying value may be impaired either individually or at the cash-generating unit level. Such intangible assets are not amortised. The useful life of an intangible asset with an indefinite useful life is reviewed annually to determine whether the useful life assessment continues to be supportable. If not, the change in useful life from indefinite to finite is made on a prospective basis.

Gains or losses arising from derecognition of an intangible asset are measured as the difference between the net disposal proceeds and the carrying amount of the asset and are recognised in profit or loss when the asset is derecognised.

(g) Land use rights

Land use rights are initially measured at cost. Following initial recognition, land use rights are measured at cost less accumulated amortisation and accumulated impairment losses. The land use rights are amortised over their lease terms.

(h) Impairment of non-financial assets

The Group assesses at each reporting date whether there is an indication that an asset may be impaired. If any such indication exists, or when an annual impairment assessment for an asset is required, the Group makes an estimate of the asset's recoverable amount.

An asset's recoverable amount is the higher of an asset's fair value less costs to sell and its value in use. For the purpose of assessing impairment, assets are grouped at the lowest levels for which there are separately identifiable cash flows (cash-generating units ("CGU")).

In assessing value in use, the estimated future cash flows expected to be generated by the asset are discounted to their present value using a pre-tax discount rate that reflects current market assessments of the time value of money and the risks specific to the asset. Where the carrying amount of an asset exceeds its recoverable amount, the asset is written down to its recoverable amount. Impairment losses recognised in respect of a CGU or groups of CGUs are allocated first to reduce the carrying amount of any goodwill allocated to those units or groups of units and then, to reduce the carrying amount of the other assets in the unit or groups of units on a pro-rata basis.

Impairment losses are recognised in profit or loss except for assets that are previously revalued where the revaluation was taken to other comprehensive income. In this case the impairment is also recognised in other comprehensive income up to the amount of any previous revaluation.

2. SUMMARY OF SIGNIFICANT ACCOUNTING POLICIES (CONTINUED)

2.3 Significant Accounting Policies (Continued)

(h) Impairment of non-financial assets (Continued)

An assessment is made at each reporting date as to whether there is any indication that previously recognised impairment losses may no longer exist or may have decreased. A previously recognised impairment loss is reversed only if there has been a change in the estimates used to determine the asset's recoverable amount since the last impairment loss was recognised. If that is the case, the carrying amount of the asset is increased to its recoverable amount, that increase cannot exceed the carrying amount that would have been determined, net of depreciation, had no impairment loss been recognised previously. Such reversal is recognised in profit or loss unless the asset is measured at revalued amount, in which case the reversal is treated as a revaluation increase. Impairment loss on goodwill is not reversed in a subsequent period.

(i) Financial Assets

Financial assets are recognised in the statements of financial position when, and only when, the Group and the Company become a party to the contractual provisions of the financial instrument.

When financial assets are recognised initially, they are measured at fair value, plus, in the case of financial assets not at fair value through profit or loss, directly attributable transaction costs.

The Group and the Company determines the classification of their financial assets at initial recognition, and the categories include financial assets at fair value through profit or loss, loans and receivables, held-to-maturity investments and available-for-sale financial assets.

(i) Financial assets at fair value through profit or loss

Financial assets are classified as financial assets at fair value through profit or loss if they are held for trading or are designated as such upon initial recognition. Financial assets held for trading are derivatives (including separated embedded derivatives) or financial assets acquired principally for the purpose of selling in the near term.

Subsequent to initial recognition, financial assets at fair value through profit or loss are measured at fair value. Any gains or losses arising from changes in fair value are recognised in profit or loss. Net gains or net losses on financial assets at fair value through profit or loss do not include exchange differences, interest and dividend income. Exchange differences, interest and dividend income on financial assets at fair value through profit or loss are recognised separately in profit or loss as part of other losses or other income.

Financial assets at fair value through profit or loss could be presented as current or non-current. Financial assets that are held primarily for trading purposes are presented as current whereas financial assets that are not held primarily for trading purposes are presented as current or non-current based on the settlement date.

(ii) Loans and Receivables

Financial assets with fixed or determinable payments that are not quoted in an active market are classified as loans and receivables.

Subsequent to initial recognition, loans and receivables are measured at amortised cost using the effective interest method. Gains and losses are recognised in profit or loss when the loans and receivables are derecognised or impaired, and through the amortisation process.

Loans and receivables are classified as current assets, except for those having maturity dates later than 12 months after the reporting date which are classified as non-current.

2. SUMMARY OF SIGNIFICANT ACCOUNTING POLICIES (CONTINUED)

2.3 Significant Accounting Policies (Continued)

(i) Financial Assets (Continued)

(iii) Held-to-Maturity Investments

Financial assets with fixed or determinable payments and fixed maturity are classified as held to maturity when the Group and the Company has the positive intention and ability to hold the investment to maturity.

Subsequent to initial recognition, held-to-maturity investments are measured at amortised cost using the effective interest method. Gains and losses are recognised in profit or loss when the held-to-maturity investments are derecognised or impaired, and through the amortisation process.

Held-to-maturity investments are classified as non-current assets, except for those having maturity within 12 months after the reporting date which are classified as current.

(iv) Available-for-Sale Financial Assets

Available-for-sale financial assets are financial assets that are designated as available for sale or are not classified in any of the three preceding categories.

After initial recognition, available-for-sale financial assets are measured at fair value. Any gains or losses from changes in fair value of the financial assets are recognised in other comprehensive income, except that impairment losses, foreign exchange gains and losses on monetary instruments and interest calculated using the effective interest method are recognised in profit or loss. The cumulative gain or loss previously recognised in other comprehensive income is reclassified from equity to profit or loss as a reclassification adjustment when the financial asset is derecognised. Interest income calculated using the effective interest method is recognised in profit or loss. Dividends on available-for-sale equity instrument are recognised in profit or loss when the Group and the Company's right to receive payment is established.

Investments in equity instruments whose fair value cannot be reliably measured are measured at cost less impairment loss.

Available-for-sale financial assets are classified as non-current assets unless they are expected to be realised within 12 months after the reporting date.

A financial asset is derecognised where the contractual right to receive cash flows from the assets has expired. On derecognition of a financial asset in its entirety, the difference between the carrying amount and the sum of the consideration received and any cumulative gain or loss that had been recognised in other comprehensive income is recognised in profit or loss.

Regular way purchases or sales are purchases or sales of financial assets that require delivery of assets within the period generally established by regulation or convention in the marketplace concerned. All regular way purchases and sales of financial assets are recognised and derecognised on the trade date i.e. the date that the Group and the Company commit to purchase or sell the asset.

2. SUMMARY OF SIGNIFICANT ACCOUNTING POLICIES (CONTINUED)

2.3 Significant Accounting Policies (Continued)

(j) Impairment of financial assets

The Group and the Company assesses at each reporting date whether there is any objective evidence that a financial asset is impaired.

(i) Trade and other receivables and other financial assets carried at amortised cost

To determine whether there is objective evidence that an impairment loss on financial assets has been incurred, the Group and the Company considers factors such as the probability of insolvency or significant financial difficulties of the debtor and default or significant delay in payments. For certain categories of financial assets, such as trade receivables, assets that are assessed not to be impaired individually are subsequently assessed for impairment on a collective basis based on similar risk characteristics. Objective evidence of impairment for a portfolio of receivables could include the Group's and the Company's past experience of collecting payments, an increase in the number of delayed payments in the portfolio past the average credit period and observable changes in national or local economic conditions that correlate with default on receivables.

If any such evidence exists, the amount of impairment loss is measured as the difference between the asset's carrying amount and the present value of estimated future cash flows discounted at the financial asset's original effective interest rate. The impairment loss is recognised in profit or loss.

The carrying amount of the financial asset is reduced by the impairment loss directly for all financial assets with the exception of trade receivables, where the carrying amount is reduced through the use of an allowance account. When a trade receivable becomes uncollectible, it is written off against the allowance account.

If in a subsequent period, the amount of the impairment loss decreases and the decrease can be related objectively to an event occurring after the impairment was recognised, the previously recognised impairment loss is reversed to the extent that the carrying amount of the asset does not exceed its amortised cost at the reversal date. The amount of reversal is recognised in profit or loss.

(ii) Unquoted equity securities carried at cost

If there is objective evidence (such as significant adverse changes in the business environment where the issuer operates, probability of insolvency or significant financial difficulties of the issuer) that an impairment loss on financial assets carried at cost has been incurred, the amount of the loss is measured as the difference between the asset's carrying amount and the present value of estimated future cash flows discounted at the current market rate of return for a similar financial asset. Such impairment losses are not reversed in subsequent periods.

(iii) Available-for-sale financial assets

Significant or prolonged decline in fair value below cost, significant financial difficulties of the issuer or obligor, and the disappearance of an active trading market are considerations to determine whether there is objective evidence that investment securities classified as available-for-sale financial assets are impaired.

If an available-for-sale financial asset is impaired, an amount comprising the difference between its cost (net of any principal payment and amortisation) and its current fair value, less any impairment loss previously recognised in profit or loss, is transferred from equity to profit or loss.

2. SUMMARY OF SIGNIFICANT ACCOUNTING POLICIES (CONTINUED)

2.3 Significant Accounting Policies (Continued)

(k) Cash and cash equivalents

Cash and cash equivalents comprise cash at bank and on hand, demand deposits that are readily convertible to known amount of cash and which are subject to an insignificant risk of changes in value. These also include bank overdrafts that form an integral part of the Group's cash management.

(l) Construction contracts

Where the outcome of a construction contract can be reliably estimated, contract revenue and contract costs are recognised as revenue and expenses respectively by using the stage of completion method. The stage of completion is measured by reference to the proportion of contract costs incurred for work performed to date to the estimated total contract costs.

Where the outcome of a construction contract cannot be estimated reliably, contract revenue is recognised to the extent of contract costs incurred that are likely to be recoverable. Contract costs are recognised as expense in the period in which they are incurred.

When it is probable that total contract costs will exceed total contract revenue, the expected loss is recognised as an expense immediately.

Contract revenue comprises the initial amount of revenue agreed in the contract and variations in contract work, claims and incentive payments to the extent that it is probable that they will result in revenue and they are capable of being reliably measured.

When the total of costs incurred on construction contracts plus recognised profits (less recognised losses) exceeds progress billings, the balance is classified as amount due from customers on contracts. When progress billings exceed costs incurred plus, recognised profits (less recognised losses), the balance is classified as amount due to customers on contracts.

(m) Development properties

(i) Land held for property development

Land held for property development consists of land where no development activities have been carried out or where development activities are not expected to be completed within the normal operating cycle. Such land is classified within non-current assets and is stated at cost less any accumulated impairment losses.

Land held for property development is reclassified as property development costs at the point when development activities have commenced and where it can be demonstrated that the development activities can be completed within the normal operating cycle.

(ii) Property development costs

Property development costs comprise all costs that are directly attributable to development activities or that can be allocated on a reasonable basis to such activities.

When the financial outcome of a development activity can be reliably estimated, property development revenue and expenses are recognised in profit or loss by using the stage of completion method. The stage of completion is determined by the proportion that property development costs incurred for work performed to date bear to the estimated total property development costs.

2. SUMMARY OF SIGNIFICANT ACCOUNTING POLICIES (CONTINUED)

2.3 Significant Accounting Policies (Continued)

(m) Development properties (Continued)

(ii) Property development costs (Continued)

Where the financial outcome of a development activity cannot be reliably estimated, property development revenue is recognised only to the extent of property development costs incurred that is probable will be recoverable, and property development costs on properties sold are recognised as an expense in the period in which they are incurred.

Any expected loss on a development project, including costs to be incurred over the defects liability period, is recognised as an expense immediately.

Property development costs not recognised as an expense are recognised as an asset, which is measured at the lower of cost and net realisable value.

The excess of revenue recognised in the profit or loss over billings to purchasers is classified as accrued billings within trade receivables and the excess of billings to purchasers over revenue recognised in profit or loss is classified as progress billings within trade payables.

(n) Inventories

Inventories are stated at lower of cost and net realisable value.

Cost is determined using the first in, first out method. The cost of raw materials comprises costs of purchase. The costs of finished goods and work-in-progress comprise costs of raw materials, direct labour, other direct costs and appropriate production overheads.

Net realisable value is the estimated selling price in the ordinary course of business less the estimated costs of completion and the estimated costs necessary to make the sale.

(o) Provisions

Provisions are recognised when the Group has a present obligation (legal or constructive) as a result of a past event, it is probable that an outflow of economic resources will be required to settle the obligation and the amount of the obligation can be estimated reliably.

Provisions are reviewed at each reporting date and adjusted to reflect the current best estimate. If it is no longer probable that an outflow of economic resources will be required to settle the obligation, the provision is reversed. If the effect of the time value of money is material, provisions are discounted using a current pre tax rate that reflects, where appropriate, the risks specific to the liability. When discounting is used, the increase in the provision due to the passage of time is recognised as a finance cost.

(p) Financial Liabilities

Financial liabilities are classified according to the substance of the contractual arrangements entered into and the definitions of a financial liability.

Financial liabilities, within the scope of FRS 139, are recognised in the statement of financial position when, and only when, the Group and the Company become a party to the contractual provisions of the financial instrument. Financial liabilities are classified as either financial liabilities at fair value through profit or loss or other financial liabilities.

2. SUMMARY OF SIGNIFICANT ACCOUNTING POLICIES (CONTINUED)

2.3 Significant Accounting Policies (Continued)

(p) Financial Liabilities (Continued)

(i) Financial Liabilities at Fair Value Through Profit or Loss

Financial liabilities at fair value through profit or loss include financial liabilities held for trading and financial liabilities designated upon initial recognition as at fair value through profit or loss.

Financial liabilities held for trading include derivatives entered into by the Group and the Company that do not meet the hedge accounting criteria. Derivative liabilities are initially measured at fair value and subsequently stated at fair value, with any resulted gains or losses recognised in profit or loss. Net gains or losses on derivatives include exchange differences.

The Group and the Company have not designated any financial liabilities as at fair value through profit or loss.

(ii) Other Financial Liabilities

The Group's and the Company's other financial liabilities include trade payables, other payables and loans and borrowings.

Trade and other payables are recognised initially at fair value plus directly attributable transaction costs and subsequently measured at amortised cost using the effective interest method.

Loans and borrowings are recognised initially at fair value, net of transaction costs incurred, and subsequently measured at amortised cost using the effective interest method. Borrowings are classified as current liabilities unless the Group and the Company has an unconditional right to defer the settlement of the liability for at least 12 months after the reporting date.

For other financial liabilities, gains and losses are recognised in profit or loss when the liabilities are derecognised, and through the amortisation process.

A financial liability is derecognised when the obligation under the liability is extinguished. When an existing financial liability is replaced by another from the same lender on substantially different terms, or the terms of an existing liability are substantially modified, such an exchange or modification is treated as a derecognition of the original liability and the recognition of a new liability, and the difference in the respective carrying amounts is recognised in profit or loss.

(q) Borrowing costs

Borrowing costs are capitalised as part of the cost of a qualifying asset if they are directly attributable to the acquisition, construction or production of that asset. Capitalisation of borrowing costs commences when the activities to prepare the asset for its intended use or sale are in progress and the expenditures and borrowing costs are incurred. Borrowing costs are capitalised until the assets are substantially completed for their intended use or sale.

All other borrowing costs are recognised in profit or loss in the period they are incurred. Borrowing costs consist of interest and other costs that the Group and the Company incurred in connection with the borrowing of funds.

2. SUMMARY OF SIGNIFICANT ACCOUNTING POLICIES (CONTINUED)

2.3 Significant Accounting Policies (Continued)

(r) Employee benefits

(i) Defined contribution plans

The Group and the Company participates in the national pension schemes as defined by the laws of the countries in which it has operations. The Group and the Company makes contributions to the Employee Provident Fund in Malaysia, a defined contribution pension scheme. Contributions to defined contribution pension schemes are recognised as an expense in the period in which the related service is performed.

(ii) Employee share option plans

Employees of the Group receive remuneration in the form of share options as consideration for services rendered. The cost of these equity-settled transactions with employees is measured by reference to the fair value of the options at the date on which the options are granted. This cost is recognised in profit or loss, with a corresponding increase in the employee share option reserve over the vesting period. The cumulative expense recognised at each reporting date until the vesting date reflects the extent to which the vesting period has expired and the Group's best estimate of the number of options that will ultimately vest. The charge or credit to profit or loss for a period represents the movement in cumulative expense recognised at the beginning and end of that period.

No expense is recognised for options that do not ultimately vest, except for options where vesting is conditional upon a market or non-vesting condition, which are treated as vested irrespective of whether or not the market or non-vesting condition is satisfied, provided that all other performance and/or service conditions are satisfied. The employee share option reserve is transferred to retained earnings upon expiry of the share options. When the options are exercised, the employee share option reserve is transferred to share capital if new shares are issued, or to treasury shares if the options are satisfied by the reissuance of treasury shares.

(s) Leases

(i) As lessee

Finance leases, which transfer to the Group substantially all the risks and rewards incidental to ownership of the leased item, are capitalised at the inception of the lease at the fair value of the leased asset or, if lower, at the present value of the minimum lease payments. Any initial direct costs are also added to the amount capitalised. Lease payments are apportioned between the finance charges and reduction of the lease liability so as to achieve a constant rate of interest on the remaining balance of the liability. Finance charges are charged to profit or loss. Contingent rents, if any, are charged as expenses in the periods in which they are incurred.

Leased assets are depreciated over the estimated useful life of the asset. However, if there is no reasonable certainty that the Group will obtain ownership by the end of the lease term, the asset is depreciated over the shorter of the estimated useful life and the lease term.

Operating lease payments are recognised as an expense in profit or loss on a straight-line basis over the lease term. The aggregate benefit of incentives provided by the lessor is recognised as a reduction of rental expense over the lease term on a straight-line basis.

(ii) As lessor

Leases where the Group retains substantially all the risks and rewards of ownership of the asset are classified as operating leases. Initial direct costs incurred in negotiating an operating lease are added to the carrying amount of the leased asset and recognised over the lease term on the same bases as rental income.

2. SUMMARY OF SIGNIFICANT ACCOUNTING POLICIES (CONTINUED)

2.3 Significant Accounting Policies (Continued)

(t) Revenue

Revenue is recognised to the extent that it is probable that the economic benefits will flow to the Group and the Company and the revenue can be reliably measured. Revenue is measured at the fair value of consideration received or receivable.

(i) Construction contracts

Revenue from construction contracts is accounted for by the stage of completion method.

(ii) Sale of goods

Revenue is recognised net of sales taxes and upon transfer of significant risks and rewards of ownership to the buyer. Revenue is not recognised to the extent where there are significant uncertainties regarding recovery of the consideration due, associated costs or the possible return of goods.

(iii) Revenue from services

Revenue from services rendered (including administrative services) is recognised net of discounts and when services are performed.

(iv) Revenue from property development

Revenue from the sale of property development projects is recognised progressively as the project activity progresses and is in respect of sales when the agreements have been finalised. The recognition of revenue is based on the stage of completion method and is consistent with the method adopted for profit recognition. Provision for foreseeable losses is made when estimated future revenue realisable is lower than the carrying amount of the project.

(v) Rental income

Rental income is recognised on a straight-line basis over the term of the lease. The aggregate cost of incentives provided to lessees is recognised as a reduction of rental income over the lease term on a straight-line basis.

(vi) Interest income

Interest income is recognised on an accrual basis using the effective interest method.

(vii) Dividend income

Dividend income is recognised when the Group's right to receive payment is established.

(u) Income taxes

(i) Current tax

Current tax assets and liabilities are measured at the amount expected to be recovered from or paid to the taxation authorities. The tax rates and tax laws used to compute the amount are those that are enacted or substantively enacted by the reporting date.

Current taxes are recognised in profit or loss except to the extent that the tax relates to items recognised outside profit or loss, either in other comprehensive income or directly in equity.

2. SUMMARY OF SIGNIFICANT ACCOUNTING POLICIES (CONTINUED)

2.3 Significant Accounting Policies (Continued)

(u) Income taxes (Continued)

(ii) Deferred tax

Deferred tax is provided using the liability method on temporary differences at the reporting date between the tax bases of assets and liabilities and their carrying amounts for financial reporting purposes.

Deferred tax liabilities are recognised for all temporary differences, except:

- where the deferred tax liability arises from the initial recognition of goodwill or of an asset or liability in a transaction that is not a business combination and, at the time of the transaction, affects neither the accounting profit nor taxable profit or loss; and
- in respect of taxable temporary differences associated with investments in subsidiaries, associates and interests in joint ventures, where the timing of the reversal of the temporary differences can be controlled and it is probable that the temporary differences will not reverse in the foreseeable future.

Deferred tax assets are recognised for all deductible temporary differences, carry forward of unused tax credits and unused tax losses, to the extent that it is probable that taxable profit will be available against which the deductible temporary differences, and the carry forward of unused tax credits and unused tax losses can be utilised except:

- where the deferred tax asset relating to the deductible temporary difference arises from the initial recognition of an asset or liability in a transaction that is not a business combination and, at the time of the transaction, affects neither the accounting profit nor taxable profit or loss; and
- in respect of deductible temporary differences associated with investments in subsidiaries, associates and interests in joint ventures, deferred tax assets are recognised only to the extent that it is probable that the temporary differences will reverse in the foreseeable future and taxable profit will be available against which the temporary differences can be utilised.

The carrying amount of deferred tax assets is reviewed at each reporting date and reduced to the extent that it is no longer probable that sufficient taxable profit will be available to allow all or part of the deferred tax asset to be utilised. Unrecognised deferred tax assets are reassessed at each reporting date and are recognised to the extent that it has become probable that future taxable profit will allow the deferred tax assets to be utilised.

Deferred tax assets and liabilities are measured at the tax rates that are expected to apply to the year when the asset is realised or the liability is settled, based on tax rates and tax laws that have been enacted or substantively enacted at the reporting date.

Deferred tax relating to items recognised outside profit or loss is recognised outside profit or loss. Deferred tax items are recognised in correlation to the underlying transaction either in other comprehensive income or directly in equity and deferred tax arising from a business combination is adjusted against goodwill on acquisition.

Deferred tax assets and deferred tax liabilities are offset, if a legally enforceable right exists to set off current tax assets against current tax liabilities and the deferred taxes relate to the same taxable entity and the same taxation authority.

2. SUMMARY OF SIGNIFICANT ACCOUNTING POLICIES (CONTINUED)

2.3 Significant Accounting Policies (Continued)

(v) Segment reporting

For management purposes, the Group is organised into operating segments based on their products and services which are independently managed by the respective segment managers responsible for the performance of the respective segments under their charge. The segment managers report directly to the management of the Company who regularly review the segment results in order to allocate resources to the segments and to assess the segment performance. Additional disclosures on each of these segments are shown in Note 38, including the factors used to identify the reportable segments and the measurement basis of segment information.

(w) Share capital and share issuance expenses

An equity instrument is any contract that evidences a residual interest in the assets of the Company after deducting all of its liabilities. Ordinary shares are equity instruments.

Ordinary shares are recorded at the proceeds received, net of directly attributable incremental transaction costs. Ordinary shares are classified as equity. Dividends on ordinary shares are recognised in equity in the period in which they are declared.

(x) Treasury shares

When shares of the Company, that have not been cancelled, recognised as equity are reacquired, the amount of consideration paid is recognised directly in equity. Reacquired shares are classified as treasury shares and presented as a deduction from total equity. No gain or loss is recognised in profit or loss on the purchase, sale, issue or cancellation of treasury shares. When treasury shares are reissued by resale, the difference between the sales consideration and the carrying amount is recognised in equity.

(y) Contingencies

A contingent liability or asset is a possible obligation or asset that arises from past events and whose existence will be confirmed only by the occurrence or non-occurrence of uncertain future event not wholly within the control of the Group.

Contingent liabilities and assets are not recognised in the statements of financial position of the Group.

(z) Fair value measurements

From 1 January 2013, the Group adopted FRS 13, Fair Value Measurement which prescribed the fair value of an asset or a liability, except for share-based payment and lease transactions, is determined as the price that would be received to sell an asset or paid to transfer a liability in an orderly transaction between market participants at the measurement date. The measurement assumes that the transaction to sell the asset or transfer the liability takes place either in the principal market or in absence of a principal market, in the most advantageous market.

For non-financial asset, the fair value measurement takes into account a market participant's ability to generate economic benefits by using the asset in its highest and best use or by selling it to another market participant that would use the asset in its highest and best use.

In accordance with the transitional provision of FRS 13, the Group applied the new fair value measurement guidance prospectively, and has not provided any comparative fair value information for new disclosures. The adoption of FRS 13 has not significantly affected the measurements of the Group's assets or liabilities other than the additional disclosures.

3. SIGNIFICANT ACCOUNTING ESTIMATES AND JUDGEMENTS

The preparation of the Group's financial statements requires management to make judgements, estimates and assumptions that affect the reported amounts of revenues, expenses, assets and liabilities, and the disclosure of contingent liabilities at the reporting date. However, uncertainty about these assumptions and estimates could result in outcomes that could require a material adjustment to the carrying amount of the asset or liability affected in the future.

3.1 Critical Judgements Made in Applying Accounting Policies

There were no significant judgements made by management in the process of applying the accounting policies of the Group and of the Company which may have significant effect on the amounts recognised in the financial statements.

3.2 Key Source of Estimation Uncertainty

The key assumptions made concerning the future, and other key sources of estimation uncertainty at the reporting date that have a significant risk of causing a material adjustment to the carrying amounts of assets and liabilities within the next financial year are discussed below:-

(a) **Impairment of goodwill**

The Group determines whether goodwill are impaired at least on an annual basis. This requires an estimation of the value-in-use of the cash-generating units ("CGU") to which goodwill are allocated. Estimating a value-in-use amount requires management to make an estimate of the expected future cash flows from the CGU and also to choose a suitable discount rate in order to calculate the present value of those cash flows.

(b) **Impairment of loans and receivables**

The Group assesses at each reporting date whether there is any objective evidence that a financial asset is impaired. To determine whether there is objective evidence of impairment, the Group considers factors such as the probability of insolvency or significant financial difficulties of the debtor and default or significant delay in payments.

Where there is objective evidence of impairment, the amount and timing of future cash flows are estimated based on historical loss experience for assets with similar credit risk characteristics.

(c) **Construction contracts**

The Group recognises construction revenue and costs, including rendering of services, in the income statement by using the stage of completion method. The stage of completion is determined by the proportion that contract costs incurred for work performed to date bear to the estimated total contract costs.

Significant judgement is required in determining the stage of completion, the extent of the contract costs incurred, the estimated total contract revenue and costs, as well as the recoverability of the contract projects. In making the judgement, the Group evaluates based on past experience and by relying on the work of specialists.

(d) **Property development**

The Group recognises property development revenue and expenses in the statement of comprehensive income by using the stage of completion method. The stage of completion is determined by the proportion that property development costs incurred for work performed to date bear to the estimated total property development costs.

Significant judgement is required in determining the stage of completion, the extent of the property development costs incurred, the estimated total property development revenue and costs, as well as the recoverability of the property development costs. In making the judgement, the Group evaluates based on past experience and by relying on the work of specialists.

3. SIGNIFICANT ACCOUNTING ESTIMATES AND JUDGEMENTS (CONTINUED)

3.2 Key Source of Estimation Uncertainty (Continued)

(e) **Impairment of property, plant and equipment and investment property**

The Group reviews the carrying amounts of its property, plant and equipment and investment property at each reporting date to determine whether there is any indication of impairment. If any such indication exists, the asset's recoverable amount which is the higher of its fair value less costs to sell or its value in use is estimated. In determining the assets' fair value, the Group will obtain the best available quotation for the amount at which the assets could be exchanged between knowledgeable, willing sellers in an arm's length transaction at the date of valuation.

In determining the value in use of an asset, which requires the determination of future economic benefits expected to be derived from the continued use and ultimate disposition of such asset, the Group makes estimates and assumption that involves significant judgement and estimation. While the Group believes that the assumptions are appropriate and reasonable, changes in these assumptions may affect the assessment of the value in use and could have an impact on the Group's financial position and results of operations.

(f) **Useful lives of property, plant and equipment**

The Group estimates the useful lives of property, plant and equipment based on the period over which the assets are expected to be available for use. The estimated useful lives of property, plant and equipment are reviewed periodically and are updated if expectations differ from previous estimates due to physical wear and tear, technical or commercial obsolescence and legal or other limits on the use of the relevant assets.

In addition, the estimation of the useful lives of property, plant and equipment is based on internal technical evaluation and experience with similar assets. It is possible, however, that future results of operations could be materially affected by changes in the estimates brought about by changes in factors mentioned above. The amounts and timing of recorded expenses for any period would be affected by changes in these factors and circumstances. A reduction in the estimated useful lives of the property, plant and equipment would increase the recorded expenses and decrease the non-current assets.

(g) **Income taxes**

Significant judgement is required in determining the capital allowances and deductibility of certain expenses during the estimation of the provision for income taxes. There are many transactions and calculations for which the ultimate tax determination is uncertain during the estimation of the ordinary course of business. Where the final tax outcome of these matters is different from the amounts that were initially recorded, such differences will impact the income tax and deferred income tax provisions in the period in which such determination is made.

Notes to the Financial Statements
< cont'd**4. REVENUE**

	Group		Company	
	2013 RM	2012 RM	2013 RM	2012 RM
Sale of goods	43,665,336	42,473,049	-	-
Construction contract revenue	76,194,500	84,948,537	-	-
Rendering of services	13,439,788	15,078,860	-	-
Property development	225,042,736	87,369,239	-	-
Sale of palm oil	107,307,116	177,052,286	-	-
Renewable energy	6,851,200	3,973,871	-	-
Dividend income from subsidiaries				
- tax-exempt	-	-	28,220,000	2,220,000
- non tax-exempt	-	-	3,150,000	2,100,000
	472,500,676	410,895,842	31,370,000	4,320,000

5. COST OF SALES

	Group	
	2013 RM	2012 RM
Cost of goods sold	36,540,840	35,766,532
Construction contract costs	67,125,465	63,535,861
Cost of services rendered	2,656,257	4,385,747
Property development costs	167,382,108	57,221,214
Cost of palm oil sold	104,733,289	176,169,387
Cost of renewable energy	5,715,928	4,233,581
	384,153,887	341,312,322

6. OTHER INCOME

Included in other income of the Group and of the Company are:

	Group		Company	
	2013 RM	2012 RM	2013 RM	2012 RM
Administrative fee from subsidiaries	-	-	1,916,000	2,216,000
Bad debts recovered	-	1,800	-	-
Dividend received from investment in RCPS	976,950	-	-	-
Foreign exchange gain:				
- realised	378,428	265,894	-	-
- unrealised	114,809	106,715	-	-
Interest income from short term deposits	421,553	42,114	13,220	21,993
Net fair value gain on loans and receivables	713,969	182,718	-	-
Net gain on disposal of investment properties	-	66,950	-	-
Payables written back	1,209,547	-	-	-
Rental income from investment properties	-	3,500	-	-
Rental income from operating leases other than those relating to investment properties	24,400	21,600	1,260,000	1,260,000
Waiver of debts	-	2,500,000	-	-

Notes to the Financial Statements
< cont'd

7. FINANCE COSTS

	Group		Company	
	2013 RM	2012 RM	2013 RM	2012 RM
Interest expense on:				
- bankers' acceptances	551,470	843,334	-	-
- bank overdrafts	150,694	162,764	-	-
- obligations under finance lease	201,769	19,247	832	4,022
- revolving credits	576,819	776,680	447,177	558,571
- term loans	396,421	1,000,606	71,973	-
- trust receipts	-	10,620	-	-
Total finance costs	1,877,173	2,813,251	519,982	562,593

8. PROFIT BEFORE TAXATION

The following amounts have been included in arriving at profit before taxation:

	Group		Company	
	2013 RM	2012 RM	2013 RM	2012 RM
Auditors' remuneration				
- statutory audits	149,616	148,012	30,000	21,000
- under/(over)provision in prior year	32,882	(23,500)	9,000	(5,000)
- other services	8,000	6,000	8,000	-
Amortisation of intangible assets	-	27,449	-	-
Amortisation of land use rights	188,953	175,651	-	-
Bad debts written off	35,810	7,640	-	-
Bargain purchase	95,400	-	-	-
Depreciation of investment properties	21,757	21,757	-	-
Direct operating expenses arising from investment properties	2,273	4,593	-	-
Employee benefits expense	23,471,774	22,785,402	2,584,229	2,369,115
Impairment loss on trade receivables	499,319	233,822	-	-
Intangible assets written off	170,182	-	-	-
Inventories written back	(82,111)	(93,071)	-	-
Loss on disposal of associate companies	-	1,915,130	-	-
Loss on foreign exchange				
- realised	73	79,738	-	-
- unrealised	349,757	20,179	-	-
Non-executive directors' remuneration	414,000	363,000	318,000	267,000
Property, plant and equipment				
- depreciation	1,248,674	1,240,351	294,218	252,562
- loss on disposal	13,157	6,431	-	-
- written off	108,180	-	-	-
Rental expenses on:-				
- land and buildings	730,218	870,794	-	-
- plant and machineries	677,086	1,601,478	-	-
Reversal of impairment loss on trade receivables	(974,198)	(834,983)	-	-

9. EMPLOYEE BENEFITS EXPENSE

	Group		Company	
	2013 RM	2012 RM	2013 RM	2012 RM
Wages and salaries	20,902,586	20,036,538	2,033,517	1,949,650
Social security contributions	127,776	130,549	7,421	7,885
Contributions to defined contribution plan	1,998,457	1,927,897	248,917	188,456
Other benefits	689,635	690,418	294,374	223,124
Less: Capitalised as capital work-in-progress				
- Wages and salaries	(217,300)	-	-	-
- Social security contribution	(904)	-	-	-
- Contributions to defined contribution plan	(28,476)	-	-	-
	23,471,774	22,785,402	2,584,229	2,369,115

Included in employee benefits expense of the Group and the Company are executive directors' remuneration amounting to RM4,632,053 (2012: RM3,481,766) and RM1,013,628 (2012: RM1,138,942) respectively as further disclosed in Note 10.

10. DIRECTORS' REMUNERATION

	Group		Company	
	2013 RM	2012 RM	2013 RM	2012 RM
Executive:				
Salaries and other emoluments	3,792,510	2,596,812	715,620	903,739
Bonus	393,000	486,300	135,000	130,000
Defined contribution plan	446,543	398,654	163,008	105,203
Total executive directors' remuneration (excluding benefits-in-kind)	4,632,053	3,481,766	1,013,628	1,138,942
Estimated money value of benefits-in-kind	-	-	-	-
Total executive directors' remuneration (including benefits-in-kind)	4,632,053	3,481,766	1,013,628	1,138,942
Non-Executive:				
Fees	414,000	363,000	318,000	267,000
Other emoluments	-	-	-	-
Defined contribution plan	-	-	-	-
Total non-executive directors' remuneration	414,000	363,000	318,000	267,000
Total directors' remuneration	5,046,053	3,844,766	1,331,628	1,405,942

Notes to the Financial Statements
< cont'd

10. DIRECTORS' REMUNERATION (CONTINUED)

The numbers of directors of the Company whose total remuneration during the financial year fell within the following bands is analysed below:

	Number of directors	
	2013	2012
Executive directors:		
RM200,001 - RM250,000	-	-
RM450,001 - RM500,000	1	1
RM1,150,001 - RM1,200,000	-	-
RM1,950,001 - RM2,000,000	1	1
Non-Executive directors:		
RM0 - RM50,000	1	3
RM50,001 - RM100,000	4	3

11. INCOME TAX EXPENSE

	Group		Company	
	2013 RM	2012 RM	2013 RM	2012 RM
Current income tax:				
- Malaysian income tax	15,189,941	10,166,677	778,270	609,600
- Foreign tax	22,968	-	-	-
	15,212,909	10,166,677	778,270	609,600
Under/(over) provision in prior years:				
- Malaysian income tax	157,189	(82,490)	4,326	(81,184)
- Foreign tax	(21,499)	285	-	-
	135,690	(82,205)	4,326	(81,184)
	15,348,599	10,084,472	782,596	528,416
Deferred tax:				
- Current year	-	(20,915)	27,806	20,415
- Under/(over) provision in prior year	48,001	(17,763)	-	-
	48,001	(38,678)	27,806	20,415
	15,396,600	10,045,794	810,402	548,831
Deferred tax related to other comprehensive income:				
- Net surplus on revaluation on property, plant and equipment	942,105	-	368,878	-
Total income tax expense	16,338,705	10,045,794	1,179,280	548,831

11. INCOME TAX EXPENSE (CONTINUED)

A reconciliation of income tax expense applicable to profit before tax at the statutory income tax rate to income tax expense at the effective income tax rate of the Group and of the Company is as follows:

	Group		Company	
	2013 RM	2012 RM	2013 RM	2012 RM
Profit before tax	55,831,561	38,109,464	29,986,162	3,701,232
Tax at Malaysian statutory tax rate of 25%	13,957,890	9,527,366	7,496,541	925,308
Expenses not deductible for tax purposes	1,019,696	1,286,337	317,678	259,707
Income not subject to tax	(194,948)	(934,741)	(7,055,000)	(555,000)
Utilisation of previously unrecognised deferred tax assets	(1,485,174)	(295,183)	46,857	-
Reversal of deferred tax assets not recognised in the financial statements	1,915,445	561,983	-	-
Under/(over) provision of income tax in prior years	135,690	(82,205)	4,326	(81,184)
Under/(over) provision of deferred tax in prior years	48,001	(17,763)	-	-
Income tax expense for the year	15,396,600	10,045,794	810,402	548,831

Domestic current income tax is calculated at the statutory tax rate of 25% (2012 : 25%) of the estimated assessable profit for the year.

Taxation for other jurisdictions is calculated at the rates prevailing in the respective jurisdictions.

12. EARNINGS PER SHARE

(a) Basic

Basic earnings per share amounts are calculated by dividing profit for the year attributable to owners of the parent by the weighted average number of ordinary shares in issue during the financial year.

	Group	
	2013	2012
Profit attributable to owners of the parent (RM)	39,215,435	27,888,119
Weighted average number of ordinary shares in issue	291,433,776	224,523,380
Basic earnings per share (sen)	13.46	12.42

(b) Diluted

2013

The Company has no potential dilution of earning per share during the financial year.

Notes to the Financial Statements
< cont'd**13. PROPERTY, PLANT AND EQUIPMENT**

Group	Freehold land at valuation RM	Buildings at valuation RM	Long term leasehold land at valuation RM	Plant, equipment and machineries RM	Motor vehicles RM	Tools and office equipment RM	Furniture and fittings RM	Renovation RM	Capital work-in-progress RM	Total RM
Cost, unless otherwise stated :										
At 1st January 2013	2,603,959	9,420,375	280,000	3,416,741	3,367,926	3,540,607	508,857	858,933	30,294,341	54,291,739
Additions	6,000,000	873,000	-	896,979	250,600	188,399	2,962	55,645	77,140,069	85,407,654
Revaluation	13,889,428	4,688,956	263,713	-	-	-	-	-	-	18,842,097
Elimination of accumulated depreciation on revaluation	-	(1,788,662)	(45,713)	-	-	-	-	-	-	(1,834,375)
Disposals	-	-	-	(57,241)	(29,898)	(3,100)	-	-	-	(90,239)
Write off	-	(150,600)	-	-	-	-	-	-	-	(150,600)
Reclassification	-	324,000	-	-	-	-	-	-	(324,000)	-
Exchange differences	-	-	-	17,565	23,472	26,057	1,677	1,430	2,041,703	2,111,904
At 31st December 2013	22,493,387	13,367,069	498,000	4,274,044	3,612,100	3,751,963	513,496	916,008	109,152,113	158,578,180
Accumulated depreciation and impairment losses:										
At 1st January 2013	-	1,788,662	45,713	2,726,078	2,659,863	2,750,806	261,416	509,135	-	10,741,673
Elimination of accumulated depreciation on revaluation	-	(1,788,662)	(45,713)	-	-	-	-	-	-	(1,834,375)
Depreciation for the year	-	247,148	6,373	168,109	391,395	288,615	46,050	100,984	-	1,248,674
Disposals	-	-	-	(13,836)	(11,212)	(1,240)	-	-	-	(26,288)
Write off	-	(42,420)	-	-	-	-	-	-	-	(42,420)
Exchange differences	-	-	-	5,530	8,098	16,565	1,214	286	-	31,693
At 31st December 2013	-	204,728	6,373	2,885,881	3,048,144	3,054,746	308,680	610,405	-	10,118,957
Net carrying amount	22,493,387	13,162,341	491,627	1,388,163	563,956	697,217	204,816	305,603	109,152,113	148,459,223
Cost, unless otherwise stated :										
At 1st January 2012	2,598,959	9,420,375	280,000	3,339,173	3,334,227	3,118,990	505,994	858,933	23,811,432	47,268,083
Additions	5,000	-	-	82,029	38,000	443,596	2,995	-	7,083,413	7,655,033
Disposals	-	-	-	-	-	(23,250)	-	-	-	(23,250)
Write off	-	-	-	-	-	(898)	-	-	(139,500)	(140,398)
Exchange differences	-	-	-	(4,461)	(4,301)	2,169	(132)	-	(461,004)	(467,729)
At 31st December 2012	2,603,959	9,420,375	280,000	3,416,741	3,367,926	3,540,607	508,857	858,933	30,294,341	54,291,739
Accumulated depreciation and impairment losses:										
At 1st January 2012	-	1,610,452	42,856	2,542,795	2,199,006	2,483,406	214,624	418,928	139,500	9,651,567
Depreciation for the year	-	178,210	2,857	183,428	460,731	278,212	46,706	90,207	-	1,240,351
Disposals	-	-	-	-	-	(11,819)	-	-	-	(11,819)
Write off	-	-	-	-	-	(661)	-	-	(139,500)	(140,161)
Exchange differences	-	-	-	(145)	126	1,668	86	-	-	1,735
At 31st December 2012	-	1,788,662	45,713	2,726,078	2,659,863	2,750,806	261,416	509,135	-	10,741,673
Net carrying amount	2,603,959	7,631,713	234,287	690,663	708,063	789,801	247,441	349,798	30,294,341	43,550,066

13. PROPERTY, PLANT AND EQUIPMENT (CONTINUED)

Company	Freehold Land at valuation RM	Building at valuation RM	Motor Vehicles RM	Tools and Office Equipment RM	Furniture and Fittings RM	Total RM
Cost, unless otherwise stated :						
At 1st January 2013	767,844	8,444,733	263,281	217,400	338,286	10,031,544
Additions	-	-	-	29,295	-	29,295
Revaluation	3,732,156	3,645,403	-	-	-	7,377,559
Elimination of accumulated depreciation on revaluation	-	(1,590,136)	-	-	-	(1,590,136)
At 31st December 2013	4,500,000	10,500,000	263,281	246,695	338,286	15,848,262
Accumulated depreciation and impairment losses						
At 1st January 2013	-	1,421,241	226,197	185,788	136,310	1,969,536
Elimination of accumulated depreciation on revaluation	-	(1,590,136)	-	-	-	(1,590,136)
Depreciation for the year	-	211,425	35,463	13,598	33,732	294,218
At 31st December 2013	-	42,530	261,660	199,386	170,042	673,618
Net carrying amount	4,500,000	10,457,470	1,621	47,309	168,244	15,174,644
Cost, unless otherwise stated :						
At 1st January 2012	767,844	8,444,733	263,281	192,210	338,286	10,006,354
Additions	-	-	-	25,190	-	25,190
At 31st December 2012	767,844	8,444,733	263,281	217,400	338,286	10,031,544
Accumulated depreciation and impairment losses						
At 1st January 2012	-	1,265,154	173,541	175,767	102,512	1,716,974
Depreciation for the year	-	156,087	52,656	10,021	33,798	252,562
At 31st December 2012	-	1,421,241	226,197	185,788	136,310	1,969,536
Net carrying amount	767,844	7,023,492	37,084	31,612	201,976	8,062,008

13. PROPERTY, PLANT AND EQUIPMENT (CONTINUED)

(a) Revaluation of land and buildings

Except for certain land and buildings which are carried at valuation, all other assets of the Group and Company are carried at cost. Analysis of cost and valuation for land and buildings are as follows:

	Freehold land RM	Building RM	Long term leasehold land RM	Total RM
Group				
31st December 2013				
Cost or valuation				
- Cost	8,457,619	9,959,372	280,000	18,696,991
- At 2013 valuation	14,035,768	5,196,359	263,713	19,495,840
	22,493,387	15,155,731	543,713	38,192,831
Net carrying amount	22,493,387	13,162,341	491,267	35,655,728
31st December 2012				
Cost or valuation				
- Cost	2,457,619	8,912,972	280,000	11,370,591
- At 1994 valuation	146,340	507,403	-	653,743
	2,603,959	9,420,375	280,000	12,024,334
Net carrying amount	2,603,959	7,631,713	234,287	10,235,672
Company				
31st December 2013				
Cost or valuation				
- Cost	621,504	7,937,330	-	8,558,834
- At 2013 valuation	3,878,496	4,152,806	-	8,031,302
	4,500,000	12,090,136	-	16,590,136
Net carrying amount	4,500,000	10,457,470	-	14,957,470
31st December 2012				
Cost or valuation				
- Cost	621,504	7,937,330	-	8,558,834
- At 1994 valuation	146,340	507,403	-	653,743
	767,844	8,444,733	-	9,212,577
Net carrying amount	767,844	7,023,492	-	7,791,336

13. PROPERTY, PLANT AND EQUIPMENT (CONTINUED)

(a) Revaluation of land and buildings (Continued)

During the financial year, the freehold land, building and long term leasehold land of the Group and Company were revalued by the directors based on independent professional valuations on the market value basis.

<u>Properties</u>	<u>Name of valuers</u>
1) Freehold land and building in Bandar Sri Damansara	PA International Property Consultants Sdn. Bhd.
2) Leasehold land and building, in Pulau Pinang	KGV International Property Consultants (PG) Sdn. Bhd.
3) Leasehold land and building in Ipoh	Landmark Valuers & Consultants
4) Freehold building in Johor Bahru	KGV International Property Consultants (PG) Sdn. Bhd.
5) Freehold land in Cameron Highlands	Firdaus & Associates Property Professionals Sdn. Bhd.

(b) Fair value information

Fair value of the land and buildings are categorised under level 3 of fair value. Level 3 fair value is determined by external, independent property valuers, having appropriate recognised professional qualifications and recent experience in the location and category of property being valued and it is estimated using observable inputs for the financial assets and liabilities.

(c) Net carrying amounts of property, plant and equipment held under hire purchase and finance lease arrangements are as follows:

	Group		Company	
	2013 RM	2012 RM	2013 RM	2012 RM
Capital work-in- progress	6,006,650	-	-	-
Motor vehicles	235,273	221,021	-	34,384
	6,241,923	221,021	-	34,384

(d) As at reporting date, titles to certain land and building with net book value of RM108,180/- (2012: RM111,192/-) have yet to be registered in the subsidiaries' name.

(e) Included in the capital work in progress of the Group are :

- (i) an amount of RM22,143,920/- (2012: RM19,016,097/-) which represents the cost of a biomass-power-plant under construction located on certain plots of state-owned land in the People's Republic of China ("PRC");
- (ii) an amount of RM76,868,708 (2012 : RM8,630,032) which represents the cost of palm oil mill and equipment acquired which is not ready for intended used, located at Kedah.
- (iii) an amount of RM221,740 (2012 : RM Nil) finance costs which has been capitalised during the financial year;

13. PROPERTY, PLANT AND EQUIPMENT (CONTINUED)

- (f) Included in property, plant and equipment of the Group and the Company are assets pledged to the licensed banks to secure credit facilities granted to the subsidiaries with the following carrying amounts:-

	Group		Company	
	2013 RM	2012 RM	2013 RM	2012 RM
Freehold land	6,767,844	-	767,844	-
Building	8,051,597	-	6,854,597	-
Office equipment	21,979	-	-	-
Mobile machineries	856,900	-	-	-
Capital work-in-progress	76,868,708	-	-	-
	92,567,028	-	7,622,441	-

14. INVESTMENT PROPERTIES

	Group	
	2013 RM	2012 RM
Cost		
At 1st January	1,087,874	1,434,424
Addition	-	-
Disposal	-	(346,550)
At 31st December	1,087,874	1,087,874
Accumulated depreciation and impairment losses		
At 1st January	538,047	571,738
Depreciation charge for the year	21,757	21,757
Disposal	-	(55,448)
At 31st December	559,804	538,047
Net carrying amount	528,070	549,827
Estimated fair value of investment properties by directors	689,874	689,874

Titles to properties

As at reporting date, titles to investment properties with carrying amount of RM528,070 (2012: RM549,827) have yet to be registered in the subsidiaries' name.

15. INTANGIBLE ASSETS

	Goodwill RM	Computer Software RM	Total RM
Group			
At 1st January 2012	4,360,416	1	4,360,417
Addition	-	197,631	197,631
Amortisation during the year	-	(27,449)	(27,449)
At 31st December 2012	4,360,416	170,183	4,530,599
Write off	-	(170,182)	(170,182)
At 31st December 2013	4,360,416	1	4,360,417

Computer software

The computer software is amortised over 3 years on straight-line basis.

Goodwill

During the financial year, the management has carried out a review of the recoverable amount of goodwill. The recoverable amount was based on value-in-use and was determined at the cash-generating unit ("CGU") of the Malaysian based assets.

Impairment testing of goodwill

Goodwill has been allocated to the Group's CGU identified according to country of operation as follows:

	2013 RM	2012 RM
Malaysia - Contracting		
At 1st January/31st December	4,360,416	4,360,416

Key assumption used in value-in-use calculations

The recoverable amounts of the CGUs have been determined based on value in use calculations using cash flow projections from financial budgets approved by management covering a five-year period. The key assumptions used for value-in-use calculations are:

Company	Gross margin		Growth rate		Discount rate	
	2013	2012	2013	2012	2013	2012
Contracting	8.82%	18.52%	4.00%	4.00%	12.00%	12.00%

15. INTANGIBLE ASSETS (CONTINUED)

The following describes each key assumption on which management has based its cash flow projections to undertake impairment testing of goodwill:

(i) Budgeted gross margin

The basis used to determine the value assigned to the budgeted gross margins is the average gross margins achieved in the year immediately before the budgeted year, adjusted for market and economic conditions and internal resource efficiency.

(ii) Growth rate

The weighted average growth rates used are consistent with the long-term average growth rate for the industry.

(iii) Discount rate

The discount rates used are pre-tax and reflect specific risks relating to the relevant segments.

Sensitivity to changes in assumptions

With regards to the assessment of value-in-use of contracting unit, management believes that no reasonably possible change in any of the above key assumptions would cause the carrying values of the units to materially exceed their recoverable amounts.

16. LAND USE RIGHTS

	Group	
	2013	2012
	RM	RM
At 1st January	4,152,805	4,439,299
Amortisation	(188,953)	(175,651)
Exchange differences	527,296	(110,843)
At 31st December	4,491,148	4,152,805

The Group has land use rights over certain plots of state-owned land in the People's Republic of China ("PRC") where the Group's biomass-power-plant under construction is located. The land use rights are not transferable and have a remaining tenure of 48 years.

17. INVESTMENT IN SUBSIDIARIES

	Company	
	2013	2012
	RM	RM
Unquoted shares, at cost		
In Malaysia	58,700,191	69,125,191
Outside Malaysia	32,536	32,536
	58,732,727	69,157,727
Less: Accumulated impairment losses	(1,750,859)	(1,750,859)
	56,981,868	67,406,868

17. INVESTMENT IN SUBSIDIARIES (CONTINUED)

Details of the subsidiaries are as follows:

Name	Country of incorporation	Principal activities	Proportion of ownership interest	
			2013 %	2012 %
Direct subsidiaries				
FITTERS Sdn Bhd	Malaysia	Trading and installation of fire safety materials and equipment, manufacture and assembly of fire fighting, protection and prevention systems and equipment	100	100
Master Pyrodor Sdn Bhd	Malaysia	Property holdings	100	100
FITTERS (S) Pte Ltd #	Singapore	Trading and installation of fire safety materials and equipment	100	100
Molecor (SEA) Sdn Bhd (formerly known as FITTERS Industries Sdn Bhd)	Malaysia	Manufacturing and distribution of PVC-O pipes	65	100
FITTERS Engineering Services Sdn Bhd	Malaysia	Design, manufacture, assemble, supply and installation of fire fighting, protection and prevention systems and equipment	100	100
FITTERS Marketing Sdn Bhd	Malaysia	Marketing of fire resistant doors and general building materials	100	100
FITTERS Building Services Sdn Bhd	Malaysia	Ceased operations	100	100
FITTERS-MPS Sdn Bhd ("FMPS")	Malaysia	Design, installation and maintenance of fire protection systems	51	51
Master Pyroserve Sdn Bhd	Malaysia	Install, operate and transfer the computerised fire alarm monitoring and communication systems for Jabatan Perkhidmatan Bomba dan Penyelamat Malaysia	100	100
Armatrade Sdn Bhd	Malaysia	Ceased operations	100	100
Wintip Sdn Bhd	Malaysia	Investment holding	100	100

17. INVESTMENT IN SUBSIDIARIES (CONTINUED)

Name	Country of incorporation	Principal activities	Proportion of ownership interest	
			2013 %	2012 %
Direct subsidiaries				
Future NRG Sdn Bhd	Malaysia	Renewable energy development	100	100
Premier Equity Holdings Limited *	British Virgin Island	Investment holding	100	100
FITTERS-NRG Sdn Bhd	Malaysia	Renewable energy development	100	100
Solid Orient Holdings Sdn Bhd	Malaysia	Operation of palm oil mill	-	100
FITTERS Property Development Sdn Bhd	Malaysia	Property development	100	-
Subsidiaries of FITTERS Sdn Bhd:				
FITTERS Property Development Sdn Bhd	Malaysia	Property development	-	100
FITTERS (Ipoh) Sdn Bhd	Malaysia	Ceased operations	100	100
FITTERS (Sarawak) Sdn Bhd	Malaysia	Trading of fire safety materials and equipment	100	100
The Safety Shop Sdn Bhd	Malaysia	Ceased operations	100	100
FITTERS Fire Technology Sdn Bhd	Malaysia	Manufacture and supply of fire fighting equipment and materials	100	100
Modular Floor Systems (M) Sdn Bhd	Malaysia	Manufacture and trading of raised access-flooring systems	100	100
Subsidiaries of FITTERS Building Services Sdn Bhd:				
Pyro-Tech Systems Sdn Bhd	Malaysia	Manufacture of fire rated doors including fire rated wooden doors with or without frames	100	100

17. INVESTMENT IN SUBSIDIARIES (CONTINUED)

Name	Country of incorporation	Principal activities	Proportion of ownership interest	
			2013 %	2012 %
Subsidiaries of FITTERS Engineering Services Sdn Bhd:				
FITTERS Engineering and Maintenance Services Sdn Bhd	Malaysia	Maintenance of all types of fire protection systems	100	100
FITTERS Engineering Service (Johor) Sdn Bhd	Malaysia	Design, supply, installation, repair and maintenance of fire protection systems	100	100
Z'odd Design Sdn Bhd	Malaysia	Design, production, construction and installation for theme concept solutions contracting and turnkey projects	100	100
FITTERS-MCCT Sdn Bhd ("FMCCT")	Malaysia	Mechanical engineering works contractors and fabricators	55	55
Subsidiaries of Future NRG Sdn Bhd				
Future Biomass Gasification Sdn Bhd	Malaysia	Renewable energy development	100	100
Liangshan Future NRG Biology Electric Power Co., Ltd #	People's Republic of China	Build and operate the Liangshan Biomass Power Plant	100	100
Future NRG Asia Ltd *	British Virgin Island	Renewable energy development	100	100
Future NRG (SEA) Pte Ltd #	Singapore	Renewable energy development	100	100
Solid Orient Holdings Sdn Bhd	Malaysia	Operation of palm oil mill	100	-
Subsidiary of FITTERS Property Development Sdn Bhd				
ZetaPark Development Sdn Bhd	Malaysia	Property development	100	100
Superior Villa Sdn Bhd	Malaysia	Property development	100	-
Rasa Anggun Development Sdn Bhd	Malaysia	Property development	100	-

Audited by firms other than Baker Tilly Monteiro Heng

* Not audited as it is a British Virgin Island company

17. INVESTMENT IN SUBSIDIARIES (CONTINUED)

Acquisition of subsidiaries

- (a) On 16th July 2013, the Company through its subsidiary, FITTERS Property Development Sdn Bhd, acquired 1,000,000 ordinary shares of RM1.00 each of Rasa Anggun Development Sdn Bhd ("RAD"), a company incorporated in Malaysia for RM1,000,000, representing 100% equity interest in RAD.
- (b) On 16th July 2013, the Company through its subsidiary, FITTERS Property Development Sdn Bhd, acquired 1,000,000 ordinary shares of RM1.00 each of Superior Villa Sdn Bhd ("SVSB"), a company incorporated in Malaysia for RM1,000,000, representing 100% equity interest in SVSB.

Disposal of subsidiary

- (a) On 27th November 2013, the Company disposed off its 35% equity interest in Molecor (SEA) Sdn Bhd (formerly known as FITTERS Industries Sdn Bhd) ("MSSB"), comprising 175,000 ordinary shares of RM1.00 each for a consideration of RM175,000.

Non-controlling interest in subsidiaries

The Group's subsidiaries that have material non-controlling interests ("NCI") are as follows:-

	FMPS RM	FMCCT RM	MSSB RM	Total RM
2013				
NCI Percentage of ownership interest and voting interest				
Carrying amount of NCI (RM)	49%	45%	35%	
	664,566	1,112,909	127,443	1,904,918
Profit/(Loss) allocated to NCI (RM)	93,415	206,621	(22,615)	277,421
2012				
NCI Percentage of ownership interest and voting interest				
Carrying amount of NCI (RM)	49%	45%	-	
	571,151	906,288	-	1,477,439
Profit allocated to NCI (RM)	2,846	172,705	-	175,551

17. INVESTMENT IN SUBSIDIARIES (CONTINUED)

Non-controlling interest in subsidiaries (continued)

	FMPS RM	FMCCT RM	MSSB RM	Total RM
2013				
Summarised financial information before intra-group elimination				
As at 31st December				
Non-current assets	244,700	16,847	-	261,547
Current assets	7,835,665	4,217,647	18,008,772	30,062,084
Non-current liabilities	-	(1,849)	-	(1,849)
Current liabilities	(6,719,436)	(1,759,513)	(17,644,649)	(26,123,598)
Net assets	1,360,929	2,473,132	364,123	4,198,184
Year ended 31st December				
Revenue	12,484,342	6,433,714	-	18,918,056
Profit/(loss) for the year	195,314	459,157	(64,863)	589,608
Total comprehensive income/(loss)	195,314	459,157	(64,863)	589,608
Cash flows from operating activities	14,217	(101,133)	10,308,232	10,221,316
Cash flows from investing activities	-	(6,363)	-	(6,363)
Cash flows from financing activities	-	-	-	-
Net increase in cash and cash equivalents	14,217	(107,496)	10,308,232	10,214,953
2012				
Summarised financial information before intra-group elimination				
As at 31st December				
Non-current assets	787,631	18,083	-	805,714
Current assets	5,798,433	303,393	-	6,101,826
Non-current liabilities	-	(1,816)	-	(1,816)
Current liabilities	5,420,449	(1,015,686)	-	4,404,763
Net assets	12,006,513	(696,026)	-	11,310,487
Year ended 31st December				
Revenue	17,709,827	12,897,075	-	30,606,902
Profit for the year	5,807	383,789	-	389,596
Total comprehensive income	5,807	383,789	-	389,596
Cash flows from operating activities	6,221	46,616	-	52,837
Cash flows from investing activities	-	(3,249)	-	(3,249)
Cash flows from financing activities	-	-	-	-
Net increase in cash and cash equivalents	6,221	43,367	-	49,588

18. INVESTMENT SECURITIES

	2013		2012	
	Carrying amount RM	Market value quoted of investments RM	Carrying amount RM	Market value quoted of investments RM
Current				
<i>Held for trading investments</i>				
- Equity instruments (quoted in Malaysia)	649	499	649	711
Total current investment securities	649		649	
Non-current				
<i>Fair value through profit or loss</i>				
- Convertible redeemable preference shares (unquoted), at cost	18,582,334	#	24,943,834	#
<i>Available-for-sale financial assets</i>				
- Equity instruments (unquoted), at cost	2,853,170	#	4,154,514	#
- Corporate memberships in golf club	105,000	#	105,000	#
Total non-current investment securities	21,540,504		29,203,348	
Total investment securities	21,541,153		29,203,997	

The fair value information has not been disclosed for these financial instruments as their fair value cannot be measured reliably.

Their fair value cannot be measured reliably due to the lack of quoted market price in an active market and assumptions required for valuing these financial instruments using valuation techniques are subject to material uncertainties.

19. TRADE AND OTHER RECEIVABLES

	Group		Company	
	2013 RM	2012 RM	2013 RM	2012 RM
Current				
Trade receivables				
Third parties	76,013,472	92,642,523	-	-
Less: Allowance for impairment	(7,258,417)	(7,769,106)	-	-
	68,755,055	84,873,417	-	-
Amounts due from related companies	477,231	548,608	-	-
Retention sum on contracts	8,574,467	6,471,942	-	-
Trade receivables, net	77,806,753	91,893,967	-	-
Other receivables				
Amounts due from subsidiaries	-	-	133,831,835	101,157,438
Sundry receivables	13,286,730	37,855,712	89,193	89,996
Refundable deposits	2,772,943	4,759,057	45,611	45,611
Prepayment	9,279,210	3,779,029	13,137,010	16,690
	25,338,883	46,393,798	147,103,649	101,309,735
	103,145,636	138,287,765	147,103,649	101,309,735
Non-current				
Trade receivables				
Retention sum on contracts	1,311,184	2,790,982	-	-
Trade receivables, net	1,311,184	2,790,982	-	-
Total trade and other receivables (current and non-current)	104,456,820	141,078,747	147,103,649	101,309,735

(a) Trade receivables

Trade receivables are non-interest bearing and are generally on 30 to 90 days (2012: 30 to 90 days) terms. They are recognised at their original invoice amounts which represent their fair values on initial recognition.

19. TRADE AND OTHER RECEIVABLES (CONTINUED)

(a) Trade receivables (Continued)

Ageing analysis of trade receivables

The ageing analysis of the Group's trade receivables is as follows:

	Group	
	2013	2012
	RM	RM
Neither past due nor impaired **	66,602,136	81,945,762
1 to 30 days past due not impaired	3,849,806	3,398,369
31 to 60 days past due not impaired	3,316,183	787,878
61 to 90 days past due not impaired	1,144,381	2,681,349
91 to 120 days past due not impaired	658,600	570,596
More than 121 days past due not impaired	3,546,831	5,300,995
	12,515,801	12,739,187
Impaired	7,258,417	7,769,106
	86,376,354	102,454,055

** Included in neither past due nor impaired are retention sums amounted to RM9,885,651 (2012: RM9,262,924).

Receivables that are neither past due nor impaired

Trade receivables that are neither past due nor impaired are creditworthy debtors with good payment records with the Group.

None of the Group's trade receivables that are neither past due nor impaired have been renegotiated during the financial year.

Receivables that are past due but not impaired

The Group has trade receivables amounting to RM12,515,801 (2012: RM12,739,187) that are past due at the reporting date but not impaired.

In assessing the extent of non-recoverable debts, the directors have given due consideration to all pertinent information relating to the ability of the debtors to settle the debts. Notwithstanding the overdue nature of these debts, the directors have assessed these debts as fully recoverable. Accordingly, no further impairment has been made for doubtful recovery in respect of these debts.

19. TRADE AND OTHER RECEIVABLES (CONTINUED)

(a) Trade receivables (Continued)

Receivables that are impaired

The Group's trade receivables that are impaired at the reporting date and the movement of the allowance accounts used to record the impairment are as follows:

	Group	
	2013	2012
	RM	RM
Trade receivables - nominal amounts	7,258,417	7,769,106
Less: Allowance for impairment	(7,258,417)	(7,769,106)
	-	-

Movement in allowance accounts:

	Group	
	2013	2012
	RM	RM
At beginning of financial year	7,769,106	18,277,575
Allowance made during the financial year	499,319	233,822
Written off	(35,810)	(9,907,308)
Reversal of allowance for impairment losses	(974,198)	(834,983)
At end of financial year	7,258,417	7,769,106

Trade receivables that are individually determined to be impaired at the reporting date relate to debtors that are in significant financial difficulties and have defaulted on payments. These receivables are not secured by any collateral or credit enhancements.

(b) Prepayment

Included in prepayment are amount totalling RM Nil (2012: RM3,418,881) which represent cost incurred for tendering of projects.

(c) Amounts due from subsidiaries and related parties

Amounts due from subsidiaries and related parties are unsecured, non-interest bearing and are repayment on demand.

20. DEVELOPMENT PROPERTIES

(a) Property development costs

	Leasehold land RM	Freehold land RM	Development costs RM	Total RM
Group				
Cumulative property development costs				
At 1st January 2012	22,167,944	-	61,990,635	84,158,579
Costs incurred during the year	-	-	42,090,773	41,933,447
At 31st December 2012	22,167,944	-	104,081,408	126,092,026
Costs incurred during the year	32,670,000	4,356,720	139,683,815	176,710,535
At 31st December 2013	54,837,944	4,356,720	243,765,223	302,802,561
Cumulative costs recognised in profit or loss				
At 1st January 2012	(1,923,402)	-	(25,311,252)	(27,234,654)
Recognised during the year	(6,093,415)	-	(51,127,799)	(57,221,214)
At 31st December 2012	(8,016,817)	-	(76,439,051)	(84,455,868)
Recognised during the year	(11,701,374)	(349,025)	(155,331,709)	(167,382,108)
At 31st December 2013	(19,718,191)	(349,025)	(231,770,760)	(251,837,976)
Property development costs at 31st December 2013				
	35,119,753	4,007,695	11,994,463	50,964,585
31st December 2012				
	14,151,127	-	27,485,031	41,636,158

Included in development costs is an interest expense amounting to RM578,554 (2012 : RM Nil) has been capitalised as development costs.

21. INVENTORIES

	2013 RM	Group 2012 RM
Cost		
Raw materials	4,477,285	2,714,818
Work-in-progress	720,646	724,306
Finished goods	4,794,190	6,141,436
	9,992,121	9,580,560

22. OTHER CURRENT ASSETS

	2013	Group
	RM	2012
		RM
Accrued billings in respect of property development costs	36,393,166	-
Amount due from customers for contracts	37,069,603	35,481,846
	73,462,769	35,481,846

23. GROSS AMOUNT DUE FROM/(TO) CUSTOMERS FOR CONTRACT WORK-IN- PROGRESS

	2013	Group
	RM	2012
		RM
Construction contract costs incurred to date	678,264,957	598,841,373
Attributable profits	69,828,809	68,244,792
	748,093,766	667,086,165
Less: Progress billings	(722,785,330)	(634,766,164)
	25,308,436	32,320,001
<i>Presented as:</i>		
Gross amount due from customers for contracts	37,069,603	35,481,846
Gross amount due to customers for contracts	(11,761,167)	(3,161,845)
	25,308,436	32,320,001
Retention sums on construction contract, included within trade receivables	9,885,651	9,262,924

The cost incurred to date on construction contracts include the following charges made during the financial year:

	2013	Group
	RM	2012
		RM
Hire of plant and machinery	4,240,137	3,469,491
Wages and salaries	4,233,374	5,020,525
Social security contributions	7,643	3,707
Contribution to defined contribution plans	36,207	129,325
Depreciation of property, plant and machinery	-	52,641
Rental expense for building	217,712	516,662

Notes to the Financial Statements
< cont'd

24. DEPOSITS, CASH AND BANK BALANCES

	Group		Company	
	2013 RM	2012 RM	2013 RM	2012 RM
Cash at bank and on hand	37,033,207	31,412,528	1,442,194	14,344,535
Cash held under Housing Development Accounts	6,063,202	5,072,343	-	-
Deposits with licensed banks	2,075,935	3,820,815	-	-
	45,172,344	40,305,686	1,442,194	14,344,535

Cash at banks earns interest at floating rates based on daily bank deposit rates.

Included in deposits with licensed banks are:-

- (i) short-term deposits made for varying periods of between 7 and 15 days depending on the immediate cash requirements of the Group, and earn interests at the respective short-term deposit rates. The weighted average effective interest rates as at 31st December 2013 for the Group were 1.90% (2012: 1.90%).
- (ii) time deposit of RM3,150,815 by way of sinking fund build up via 12 monthly placements of RM350,000 each followed by 2 final placements of RM400,000, up to a total of RM5,000,000. The weighted average effective interest rates as at 31st December 2013 for the Group were 2.75% (2012 : 2.75%).

Deposits with licensed banks of the Group amounting to RM20,000 (2012: RM3,170,815) are pledged as securities for borrowings.

For the purpose of the statements of cash flows, cash and cash equivalents comprise the following at the reporting date:

	Group		Company	
	2013 RM	2012 RM	2013 RM	2012 RM
Cash and deposits	45,172,344	40,305,686	1,442,194	14,344,535
Bank overdraft	(1,788,998)	(2,894,256)	-	-
	43,383,346	37,411,430	1,442,194	14,344,535

25. SHARE CAPITAL, SHARE PREMIUM AND TREASURY SHARES

	Number of ordinary share of RM0.50 each		← Amount →	
	2013 Units	2012 Units	2013 RM	2012 RM
Authorised share capital				
At 1st January/31st December	1,000,000,000	1,000,000,000	500,000,000	500,000,000

25. SHARE CAPITAL, SHARE PREMIUM AND TREASURY SHARES (CONTINUED)

Group and Company	Number of ordinary share of RM0.50 each		Amount			
	Share capital (Issued and fully paid) Units	Treasury shares Units	Share capital (Issued and fully paid) RM	Share premium RM	Total share capital and share premium RM	Treasury shares RM
At 1st January 2012	216,415,988	-	108,207,994	246	108,208,240	-
Shares issue during the year from exercising of warrant	95,442,222	-	47,721,111	2,863,266	50,584,377	-
Purchase of own shares	-	22,811,000	-	-	-	(14,452,065)
At 31st December 2012	311,858,210	22,811,000	155,929,105	2,863,512	158,792,617	(14,452,065)
Purchase of own shares	-	2,914,500	-	-	-	(1,883,198)
Distribution of treasury shares as dividend	-	(9,563,964)	-	-	-	6,056,476
At 31st December 2013	311,858,210	16,161,536	155,929,105	2,863,512	158,792,617	(10,278,787)

(a) Share capital

In the financial year 2012, the Company increased its issued and paid-up ordinary share capital from RM108,207,994 to RM155,929,105 by way of issuance of 95,442,222 ordinary shares of RM0.50 each through a conversion of the warrant at issue price of RM0.53 per ordinary shares for cash.

The new ordinary shares issued during the financial year ranked pari passu in all respects with the existing ordinary shares of the Company.

(b) Treasury shares

Treasury shares relate to ordinary shares of the Company that are held by the Company. The amount consists of the acquisition costs of treasury shares net of the proceeds received on their subsequent sale or issuance.

The shareholders of the Company, by a special resolution passed in the Annual General Meeting held on 17th June 2013, granted their approval for the Company's plan to repurchase their own issued ordinary shares.

During the financial year, the Company repurchased 2,914,500 (2012: 22,811,000) of its ordinary shares from the open market at an average price of RM0.65 (2012: RM0.63) per share. The total consideration paid for the repurchased including transaction costs was RM1,883,198 (2012: RM14,452,065). The shares repurchased are being held as treasury shares in accordance with Section 67A of The Companies Act.

The repurchase of its issued ordinary shares from the open market has resulted to the reduction of issued ordinary shares traded in the open market to 295,696,674.

During the financial year, the Company paid an interim dividend in specie by way of distribution of treasury shares of RM0.50/- each on the basis of 1 treasury share for every 30 existing ordinary shares on 286,957,210 ordinary shares of RM0.50/- each amounting to RM6,056,476 in respect of the financial year ended 31st December 2013.

Notes to the Financial Statements
< cont'd

26. OTHER RESERVES

	Asset revaluation reserve RM	Capital reserve RM	Foreign currency translation reserve RM	Warrant reserve RM	Total RM
Group					
At 1st January 2012	533,179	1,360,010	645,898	5,915,239	8,454,326
Other comprehensive income:					
Foreign currency translation	-	-	(546,767)	-	(546,767)
Transfer from warrant reserve to capital reserve	-	5,915,239	-	(5,915,239)	-
At 31st December 2012	533,179	7,275,249	99,131	-	7,907,559
Other comprehensive loss:					
Foreign currency translation	-	-	3,199,777	-	3,199,777
Revaluation of property, plant and equipment	18,842,097	-	-	-	18,842,097
At 31st December 2013	19,375,276	7,275,249	3,298,908	-	29,949,433
Company					
At 1st January 2012	533,179	-	-	5,915,239	6,448,418
Transfer from warrant reserve to capital reserve	-	5,915,239	-	(5,915,239)	-
At 31st December 2012	533,179	5,915,239	-	-	6,448,418
Revaluation of property, plant and equipment	7,377,559	-	-	-	7,377,559
At 31st December 2013	7,910,738	5,915,239	-	-	13,825,977

The nature and purpose of each category of reserve are as follows:

(a) Asset revaluation reserve

Asset revaluation reserve represents the cumulative net change in fair value of land and buildings, net of deferred tax.

(b) Capital reserve

Included in the capital reserve, RM1,360,010 represents a reserve set aside for bonus issues made by subsidiaries. The balance of the reserve represents balance of the unexercised warrants in the previous years.

26. OTHER RESERVES (CONTINUED)

(c) Foreign currency translation reserve

The foreign currency translation reserve is used to record exchange differences arising from the translation of the financial statements of foreign operations whose functional currencies are different from that of the Group's presentation currency. It is also used to record the exchange differences arising from monetary items which form part of the Group's net investment in foreign operations, where the monetary item is denominated in either the functional currency of the reporting entity or the foreign operation.

(d) Warrant reserve

On 28th November 2007, the Company issued 65,678,592 warrants at RM0.10 per warrant. These warrants were listed on the Bursa Malaysia Securities on 5th December 2007. The issuance resulted in a net proceed of RM5,935,239 to the Company.

Principal terms of the warrants are as follows:

- (a) The exercise period commenced on the date of issue of the warrants and it will end five years from the date of issuance. Warrants that are not exercised during the exercise period will thereafter lapse and cease to be valid.
- (b) The warrants are issued in registered form and constituted by a Deed Poll date 18 October 2007.
- (c) The exercise price will be RM0.80 payable in full in respect of each new share of the Company issued upon the exercise of the warrant. Each warrant carries the entitlement to subscribe of one (1) new ordinary share of the Company.
- (d) In the event of an issue of shares or other securities convertible to shares by the Company, the warrant holders shall not have any participating right in respect of such issue although the exercise price and the number of additional warrants to be issued shall be adjusted, calculated and determined as per the Deed Poll, unless otherwise resolved by the Company in general meeting.

Pursuant to the bonus issue of ordinary shares on 27th September 2010, 32,789,296 new warrants were allotted on the basis of one (1) new warrants for every two (2) existing warrants. The exercise price was revised to RM0.53 per share. The terms of new warrants are similar to the existing warrants.

In the financial year 2012, 95,442,222 units of warrants were exercised and converted to ordinary shares. The balance of 3,025,666 warrants not converted were cancelled upon expiration date.

27. RETAINED EARNINGS

Prior to the year of assessment 2008, Malaysian companies adopted the full imputation system. In accordance with the Finance Act 2007, companies shall not be entitled to deduct tax on dividends paid, credited or distributed to its shareholders, and such dividends will be exempted from tax in the hands of the shareholders ("single tier system"). However, there is a transitional period of six years, expiring on 31st December 2013, to allow companies to pay franked dividends to their shareholders under limited circumstances. Companies also have an irrevocable option to disregard the Section 108 balance and opt to pay dividends under the single tier system. The change in the tax legislation also provides for the section 108 balance to be locked-in as at 31st December 2007.

The Company did not elect for the irrevocable option to disregard the Section 108 balance. Accordingly, during the transitional period, the Company may utilise the credit in the Section 108 balance as at 31st December 2007 to distribute cash dividend payments to ordinary shareholdings as defined under the Finance Act 2007.

As at 31st December 2013, the Company has tax exempt profits available for distribution of approximately RM12,724,000 (2012 : RM12,724,000), subject to the agreement of the Inland Revenue Board.

The Company has sufficient tax credit under Section 108 of the Income Tax Act, 1967 and the balance in the tax exempt income account to frank the payment of dividends out of its entire retained earnings as at 31st December 2013.

Notes to the Financial Statements
< cont'd

28. LOANS AND BORROWINGS - SECURED

	Maturity	Group		Company	
		2013 RM	2012 RM	2013 RM	2012 RM
Current					
Obligations under finance leases	2014	1,457,054	141,219	-	36,643
Term loans	2014	4,228,000	14,140,974	1,000,000	-
Bank overdrafts	On demand	1,788,998	2,894,256	-	-
Revolving credit	On demand	6,500,000	1,000,000	6,500,000	-
Bankers' acceptances	On demand	10,356,000	13,581,724	-	-
		24,330,052	31,758,173	7,500,000	36,643
Non-current					
Obligations under finance leases	2016	1,977,668	59,852	-	-
Term loans	2023	53,406,564	-	9,000,000	-
		55,384,232	59,852	9,000,000	-
Total loans and borrowings		79,714,284	31,818,025	16,500,000	36,643

The remaining maturities of the loans and borrowings as at 31st December 2013 are as follows:

	Group		Company	
	2013 RM	2012 RM	2013 RM	2012 RM
On demand or within one year	24,330,052	31,758,173	7,500,000	36,643
More than 1 year and less than 2 years	6,930,762	59,852	1,000,000	-
More than 2 years and less than 5 years	27,640,260	-	8,000,000	-
More than 5 years	20,813,210	-	-	-
	79,714,284	31,818,025	16,500,000	36,643

Obligations under finance leases

The average discount rate implicit in the leases is 2.71% p.a. (2012: 2.93% p.a.). These obligations are denominated in the respective functional currencies of the relevant entities in the Group.

Bank overdrafts

Bank overdrafts are denominated in RM, bear interest at BLR + 1.0 to 2.0% p.a. and are secured by corporate guarantee of the Company. The bank overdrafts are secured by short term fixed deposits with licensed bank of the Group amounting to RM20,000 (2012: RM20,000).

28. LOANS AND BORROWINGS - SECURED (CONTINUED)Term loans**Group**

- (a) The term loans of the Group bear a weighted average effective interest rate of :
- (i) cost of Funds + 1.5% per annum; and
 - (ii) BLR + 1.5% per annum
- (b) The term loans of the Group are secured by way of:
- (i) a first legal charge over a freehold land and all the plant and machineries of the said land;
 - (ii) an open charge over a leasehold land of the Group's property development;
 - (iii) a legal charge over a freehold land and building of the Group; and
 - (iv) corporate guarantee provided by the Company

Company

- (a) The term loans of the Company bear a weighted average effective interest rate of BLR + 0.50% per annum.
- (b) The term loans of the Company are secured by way of a legal charge over a freehold land and building of the Company.

Revolving credit

The revolving credits of the Group and the Company are secured by corporate guarantees from FITTERS Sdn Bhd and Master Pyroserve Sdn Bhd.

The revolving credits of the subsidiaries are secured by corporate guarantee of the Company.

(a) Obligations under finance lease

	Group		Company	
	2013 RM	2012 RM	2013 RM	2012 RM
Future minimum lease payments:				
Not later than 1 year	1,641,075	149,123	-	37,475
Later than 1 year and not later than 2 years	1,579,752	61,323	-	-
Later than 2 years and not later than 5 years	489,763	-	-	-
Total minimum lease payments	3,710,590	210,446	-	37,475
Less: Future finance charges	(275,868)	(9,375)	-	(832)
Present value of finance lease liabilities	3,434,722	201,071	-	36,643
Analysis of present value of finance lease liabilities:				
Not later than 1 year	1,457,054	141,219	-	36,643
Later than 1 year and not later than 2 years	1,977,668	59,852	-	-
	3,434,722	201,071	-	36,643
Less: Amount due within 12 months	(1,457,054)	(141,219)	-	(36,643)
Amount due after 12 months	1,977,668	59,852	-	-

Notes to the Financial Statements
< cont'd

29. TRADE AND OTHER PAYABLES

	Group		Company	
	2013 RM	2012 RM	2013 RM	2012 RM
Current				
Trade payables				
Third parties	58,437,914	54,227,678	-	-
Amount due to related parties	1,236,626	1,031,230	-	-
	59,674,540	55,258,908	-	-
Other payables				
Other payables	2,438,816	18,082,627	47,420	47,002
Deposits received	3,047,996	57,800	-	-
Accrued operating expenses	13,461,671	5,582,483	1,747,860	524,300
Provision for cost to completion	5,212,327	2,083,278	-	-
Amount due to subsidiaries	-	-	8,263,136	30,977,942
	24,160,810	25,806,188	10,058,416	31,549,244
Total trade and other payables	83,835,350	81,065,096	10,058,416	31,549,244

(a) Trade payables

These amounts are non-interest bearing. Trade payables are normally settled on 30 to 90 days (2012: 30 to 90 days) terms.

(b) Other payables

These amounts are non-interest bearing. Other payables are normally settled on an average term of 3 months (2012: average term of 3 months).

(c) Amounts due to subsidiaries, related parties and a director

These amounts are unsecured, non-interest bearing and are repayable on demand.

30. OTHER CURRENT LIABILITIES

	Group	
	2013 RM	2012 RM
Progress billings in respect of property development costs	-	8,054,425
Amount due to customers for contracts	11,761,167	3,161,845
	11,761,167	11,216,270

Notes to the Financial Statements
< cont'd**31. DEFERRED TAX LIABILITIES**

	Group		Company	
	2013 RM	2012 RM	2013 RM	2012 RM
At beginning of financial year	315,098	353,502	237,837	217,422
Transfer to/(recognised in) profit or loss	990,106	(38,678)	396,684	20,415
Exchange differences	703	274	-	-
At end of financial year	1,305,907	315,098	634,521	237,837

The components and movements of deferred tax liabilities during the financial year prior to offsetting are as follows:

	Revaluation on property, plant and equipment		Temporary differences between net book values and corresponding tax written down values	
	Group RM	Company RM	Group RM	Company RM
At 1st January 2012	-	-	353,502	217,422
Transfer to profit or loss	-	-	(38,404)	20,415
At 31st December 2012	-	-	315,098	237,837
Recognised in profit or loss	942,105	368,878	48,704	27,806
At 31st December 2013	942,105	368,878	363,802	265,643

Deferred tax assets have not been recognised in respect of the following items:

	Group	
	2013 RM	2012 RM
Unutilised tax losses	5,966,834	11,910,857
Unabsorbed capital allowances	483,287	519,331
Other (taxable)/deductible temporary differences	(2,596,130)	(1,662,672)
	3,853,991	10,767,516
Potential deferred tax assets at 25%	963,498	2,691,879

Notes to the Financial Statements
< cont'd

32. RELATED PARTY DISCLOSURES

(a) Sale and purchase of goods and services

In addition to the related parties information disclosed elsewhere in the financial statements, the following significant transactions between the Group and related parties took place at terms agreed between the parties during the financial year:

	2013 RM	2012 RM
Group		
Transaction with related parties		
Wai Soon Engineering Sdn Bhd		
- contract fees	3,948,522	3,608,350
- sales to	(12,282)	(12,458)
FITTERS (Sabah) Sdn Bhd		
- sales to	(751,007)	(773,808)
- rental expenses	4,800	4,800
Company		
Transaction with subsidiaries		
Administrative income receivable	(1,916,000)	(2,216,000)
Rental income	(1,260,000)	(1,260,000)
Dividend income	(31,370,000)	(4,320,000)

Details of the related party relationships are as follows:

Related parties	Relationship
Fitters (Sabah) Sdn. Bhd.	Dato' Wong Swee Yee who is a director and major shareholder of the Company, is also a director and major shareholder of Fitters (Sabah) Sdn Bhd.
Wai Soon Engineering Sdn. Bhd.	Wong Swee Loy who is the brother of Dato' Wong Swee Yee, is the director and major shareholder of Wai Soon Engineering Sdn Bhd.

Compensation of key management personnel

The Group considers the directors to be the key management personnel. Disclosure of their remuneration is made in Note 10.

33. CAPITAL COMMITMENT AND CONTINGENT LIABILITY

(a) Capital commitment

Capital expenditure as at the reporting date is as follows:

	2013 RM	Group 2012 RM
Capital expenditure Approved and contracted for:		
Property, plant and equipment	-	4,503,985

33. CAPITAL COMMITMENT AND CONTINGENT LIABILITY (CONTINUED)

(b) Contingent liabilities

	Company	
	2013 RM	2012 RM
Unsecured		
Corporate guarantee given to corporations for performance project of a subsidiary	134,000,000	134,000,000

34. FINANCIAL INSTRUMENTS

(a) Categories of financial instruments

The table below provides an analysis of financial instruments categorised as follows:

- (i) Loans and receivables (LR);
- (ii) Held for trading;
- (iii) Fair value through profit or loss;
- (iv) Available-for-sale; and
- (v) Other financial liabilities measured at amortised cost (OL).

2013	LR/ (OL) RM	Held for trading RM	Fair value through profit or loss RM	Available for sale RM	Total RM
Group					
Financial assets					
Trade and other receivables (exclude refundable deposits and prepayments)	92,404,667	-	-	-	92,404,667
Investment securities	-	649	18,582,334	2,958,170	21,541,153
Deposits, cash and bank balances	45,172,344	-	-	-	45,172,344
	137,577,011	649	18,582,334	2,958,170	159,118,164
Financial liabilities					
Trade and other payables (exclude accrued operating expenses and deposits received)	(61,766,326)	-	-	-	(61,766,326)
Loans and borrowings	(79,714,284)	-	-	-	(79,714,284)
	(141,480,610)	-	-	-	(141,480,610)

Notes to the Financial Statements
< cont'd

34. FINANCIAL INSTRUMENTS (CONTINUED)

(a) Categories of financial instruments (continued)

2013	LR/ (OL) RM	Held for trading RM	Fair value through profit or loss RM	Available for sale RM	Total RM
Company					
Financial assets					
Trade and other receivables (exclude refundable deposits and prepayments)	133,921,028	-	-	-	133,921,028
Deposits, cash and bank balances	1,442,194	-	-	-	1,442,194
	135,363,222	-	-	-	135,363,222
Financial liabilities					
Trade and other payables (exclude accrued operating expenses and deposits received)	(8,310,556)	-	-	-	(8,310,556)
Loans and borrowings	(16,500,000)	-	-	-	(16,500,000)
	(24,810,556)	-	-	-	(24,810,556)
2012					
Group					
Financial assets					
Trade and other receivables (exclude refundable deposits and prepayments)	132,540,661	-	-	-	132,540,661
Investment securities	-	649	24,943,834	4,259,514	29,203,997
Deposits, cash and bank balances	40,305,686	-	-	-	40,305,686
	172,846,347	649	24,943,834	4,259,514	202,050,344
Financial liabilities					
Trade and other payables (exclude accrued operating expenses and deposits received)	(73,341,535)	-	-	-	(73,341,535)
Loans and borrowings	(31,818,025)	-	-	-	(31,818,025)
	(105,159,560)	-	-	-	(105,159,560)

34. FINANCIAL INSTRUMENTS (CONTINUED)

(a) Categories of financial instruments (continued)

2012	LR/ (OL) RM	Held for trading RM	Fair value through profit or loss RM	Available for sale RM	Total RM
Company					
Financial assets					
Trade and other receivables (exclude refundable deposits and prepayments)	101,247,434	-	-	-	101,247,434
Deposits, cash and bank balances	14,344,535	-	-	-	14,344,535
	115,591,969	-	-	-	115,591,969
Financial liabilities					
Trade and other payables (exclude accrued operating expenses and deposits received)					
	(31,024,944)	-	-	-	(31,024,944)
Loans and borrowings	(36,643)	-	-	-	(36,643)
	(31,061,587)	-	-	-	(31,061,587)

(b) Fair value of financial instruments

The carrying amounts of cash and cash equivalents, short term receivables and payables and short term borrowings approximate fair values due to the relatively short term nature of these financial instruments.

It was not practicable to estimate the fair value of the Group's investment in unquoted shares due to the lack of comparable quoted market prices and assumptions required for valuing these financial instruments using valuation techniques are subject to material uncertainties.

The fair values of other financial assets and liabilities, together with the carrying amounts shown in the statement of financial position, are as follows:

	2013		2012	
	Carrying amount RM	Fair value RM	Carrying amount RM	Fair value RM
Group				
Financial assets				
Trade and other receivables	1,311,184	1,311,184	2,790,982	2,790,982
Financial liabilities				
Obligations under finance leases	1,977,668	1,921,465	59,852	58,151
Term loans	53,406,564	49,222,640	-	-
	55,384,232	51,144,105	59,852	58,151
Company				
Financial liabilities				
Term loans	9,000,000	9,294,931	-	-

Notes to the Financial Statements
< cont'd

34. FINANCIAL INSTRUMENTS (CONTINUED)

(b) Fair value of financial instruments (continued)

Interest rates used to determined fair value

The interest rates used to discount estimated cash flows, when applicable, are as follows:

	2013	2012
Group		
Trade and other receivables	8.35%	8.35%
Obligations under finance leases	2.93%	2.93%
Term loans	8.35%	-
Company		
Obligations under finance leases	8.35%	-

35. FINANCIAL RISK MANAGEMENT OBJECTIVES AND POLICIES

The Group and the Company are exposed to financial risks arising from their operations and the use of financial instruments. The key financial risks include credit risk, liquidity risk, interest rate risk and foreign currency risk.

The Board of Directors reviews and agrees policies and procedures for the management of these risks. The audit committee provides independent oversight to the effectiveness of the risk management process.

It is, and has been throughout the current and previous financial year, the Group's policy that no derivatives shall be undertaken except for the use as hedging instruments where appropriate and cost-efficient. The Group and the Company do not apply hedge accounting.

The following sections provide details regarding the Group's and Company's exposure to the above-mentioned financial risks and the objectives, policies and processes for the management of these risks.

(a) Credit risk

Credit risk is the risk of loss that may arise on outstanding financial instruments should a counterparty default on its obligations. The Group's and the Company's exposure to credit risk arises primarily from trade and other receivables. For other financial assets (including investment securities, cash and bank balances and derivatives), the Group and the Company minimise credit risk by dealing exclusively with high credit rating counterparties.

The Group's objective is to seek continual revenue growth while minimising losses incurred due to increased credit risk exposure. The Group trades only with recognised and creditworthy third parties. It is the Group's policy that all customers who wish to trade on credit terms are subject to credit verification procedures. In addition, receivable balances are monitored on an ongoing basis with the result that the Group's exposure to bad debts is not significant. For transactions that do not occur in the country of the relevant operating unit, the Group does not offer credit terms without the approval of the Head of Credit Control.

Exposure to credit risk

At the reporting date, the Group's and the Company's maximum exposure to credit risk is represented by:

(i) The carrying amount of each class of financial assets recognised in the statements of financial position,

35. FINANCIAL RISK MANAGEMENT OBJECTIVES AND POLICIES (CONTINUED)

(a) credit risk (continued)

(ii) The nominal amount relating to the corporate guarantee provided by the Company is as follow:

	2013 RM	2012 RM
Secured		
Corporate guarantee given to banks for credit facilities granted to a subsidiary	93,369,000	36,000,000
Unsecured		
Corporate guarantee given to banks for credit facilities granted to subsidiaries	81,825,000	81,825,000
Corporate guarantee given to corporations for credit facilities granted to subsidiaries	151,210,000	151,210,000
	326,404,000	269,035,000

Information regarding credit enhancements for trade and other receivables is disclosed in Note 19.

Credit risk concentration profile

The Group determines concentrations of credit risk by monitoring the country and industry sector profile of its trade receivables on an ongoing basis. The credit risk concentration profile of the Group's and the Company's trade receivables at the reporting date are as follows:

	2013 RM	2013 % of total	Group	2012 RM	2012 % of total
By country:					
Malaysia	76,074,366	96%		91,641,378	97%
Singapore	3,043,571	4%		3,043,571	3%
	79,117,937	100%		94,684,949	100%
By industry sectors:					
Manufacturing and trading, services and theming	21,434,756	27%		24,006,964	25%
Construction, engineering services and property development	53,475,448	68%		42,259,267	45%
Renewable energy and palm oil	4,185,227	5%		28,396,212	30%
Investment holding and others	22,506	0%		22,506	0%
	79,117,937	100%		94,684,949	100%

At the reporting date, there is no concentration of credit risk other than the top two trade receivables with total outstanding amounting to RM15,076,547.

35. FINANCIAL RISK MANAGEMENT OBJECTIVES AND POLICIES (CONTINUED)

(a) credit risk (continued)

Financial assets that are neither past due nor impaired

Information regarding trade receivables that are neither past due nor impaired is disclosed in Note 19. Deposits with banks and other financial institutions and investment securities are placed with or entered into with reputable financial institutions or companies with high credit ratings and no history of default.

Financial assets that are either past due or impaired

Information regarding financial assets that are past due or impaired is disclosed in Note 19.

Inter-company balances

The Company provides unsecured advances to its subsidiaries. The Company monitors the result of related companies regularly.

As at the end of the reporting period, the maximum exposure to credit risk is represented by their carrying amounts in the statement of financial position.

(b) Liquidity risk

Liquidity risk is the risk that the Group will not be able to meet its financial obligations as they fall due. The Group's exposure to liquidity risk arises principally from its various payables, loans and borrowings.

The Group maintains a level of cash and cash equivalents and bank facilities deemed adequate by the management to ensure, as far as possible, that it will have sufficient liquidity to meet its liabilities when they fall due.

Analysis of financial instruments by remaining contractual maturities

The table below summarises the maturity profile of the Group's and the Company's liabilities at the reporting date based on contractual undiscounted repayment obligations.

2013	On demand or within one year RM	One to five years RM	Total RM
Group			
Trade and other payables	83,835,350	-	83,835,350
Loans and borrowings	24,514,073	54,986,316	79,500,389
Total undiscounted financial liabilities	108,349,423	54,986,316	163,335,739
Company			
Trade and other payables	10,058,416	-	10,058,416
Loans and borrowings	7,500,000	9,000,000	16,500,000
Total undiscounted financial liabilities	17,558,416	9,000,000	26,558,416

35. FINANCIAL RISK MANAGEMENT OBJECTIVES AND POLICIES (CONTINUED)

(b) Liquidity risk (continued)

Analysis of financial instruments by remaining contractual maturities (continued)

2012	On demand or within one year RM	One to five years RM	Total RM
Group			
Trade and other payables	81,065,096	-	81,065,096
Loans and borrowings	31,766,077	61,323	31,827,400
Total undiscounted financial liabilities	112,831,173	61,323	112,892,496
Company			
Trade and other payables	31,549,244	-	31,549,244
Loans and borrowings	37,475	-	37,475
Total undiscounted financial liabilities	31,586,719	-	31,586,719

(c) Interest rate risk

Interest rate risk is the risk that the fair value or future cash flows of the Group's and the Company's financial instruments will fluctuate because of changes in market interest rates.

The Group's and the Company's exposure to interest rate risk arises primarily from their loans and borrowings. Borrowings at floating rates expose the Group to cash flow interest rate risk. Borrowings obtained at fixed rates expose the Group to fair value interest rate risk. The Group's policy is to manage interest cost using a mix of fixed and floating rate debts.

Sensitivity analysis for interest rate risk

At the reporting date, if interest rates had been 10 basis points lower/higher, with all other variables held constant, the Group's profit net of tax would have been RM69,780 (2012: RM30,617) higher/lower, arising mainly as a result of lower/higher interest expense on floating rate loans and borrowings. The assumed movement in basis points for interest rate sensitivity analysis is based on the currently observable market environment.

(d) Foreign currency risk

Foreign currency risk is the risk that the fair value or future cash flows of a financial instrument will fluctuate because of changes in foreign exchange rates.

The Group has transactional currency exposures arising from sales or purchases that are denominated in a currency other than the respective functional currencies of Group entities, primarily Sterling Pound ("GBP"), United States Dollar ("USD"), Singapore Dollar ("SGD") and Renminbi ("RMB"). The foreign currencies in which these transactions are denominated are mainly GBP, USD, EURO and RMB.

Approximately 3.40% (2012: 3.90%) of the Group's sales are denominated in foreign currencies whilst almost 3.40% (2012: 2.47%) of costs are denominated in the respective functional currencies of the Group entities. The Group's trade receivable and trade payable balances at the reporting date have similar exposures.

35. FINANCIAL RISK MANAGEMENT OBJECTIVES AND POLICIES (CONTINUED)

(d) Foreign currency risk (Continued)

The Group also hold cash and cash equivalents denominated in foreign currencies for working capital purposes. At the reporting date, such foreign currency balances (mainly in SGD, USD and RMB) amount to RM107,663 (2012: RM118,910), RM371,733 (2012 : RM527,881) and RM2,780,191 (2012: RM5,108,205) for the Group respectively.

The Group is also exposed to currency translation risk arising from its net investments in foreign operations, including Singapore, People's Republic of China ("PRC") and British Virgin Islands ("BVI"). The Group's net investments in Singapore, PRC and BVI are not hedged as currency positions in SGD, RMB and USD are considered to be long-term in nature.

Sensitivity analysis for foreign currency risk

A sensitivity analysis had been performed to determine the sensitivity of the Group's profit net of tax to a reasonably possible change in the foreign exchange rates against the respective functional currencies of the Group's entities. This analysis assumes that all other variables, in particular interest rates, remain constant. Based on the analysis, there is no material impact on the Group's profit net of tax on potential fluctuation of foreign currencies relevant to the Group.

36. SIGNIFICANT EVENTS DURING AND AFTER THE FINANCIAL YEAR

- (a) On June 2013, Solid Orient Holdings Sdn. Bhd. ("SOH"), a wholly owned subsidiary of the Company entered into sales and purchase agreement with Norstar Palm Oil Mill Sdn. Bhd. to acquire a palm oil mill factory for a total consideration of RM45,800,000. The said property has been transferred to the name of the SOH on 11th December 2013.
- (b) On 11th September 2013, the Company had entered into a sales and purchase agreement with a party to acquire 4 pieces of bungalow lands for a total consideration of RM15,419,040. The land title has transferred to the name of the Company subsequent to the financial year.
- (c) On 27th November 2013, the Company had entered into a Memorandum of Understanding with Molecor Technologia S.L. to invest in Molecor (SEA) Sdn. Bhd (formerly known as FITTERS Industries Sdn. Bhd.), a subsidiary of the Company, together with Ricwill (Malaysia) Sdn. Bhd. as part of its diversification policy to enter the market of PVC pressure pipes in Malaysia and, progressively, in other South East Asian markets.
- (d) On 10th January 2014, Future NRG Sdn. Bhd., a wholly owned subsidiary of the Company proposed to seek a listing on Catalyst, the Sponsor-Supervised Board of Singapore Exchange Securities Trading Limited via Future NRG Pte. Ltd., a company to be incorporated in Singapore.
- (e) On 20th January 2014, the Company subscribed for 12,675,000 ordinary shares of RM1.00 each of Molecor (SEA) Sdn. Bhd ("MSSB") (formerly known as FITTERS Industries Sdn. Bhd.), one of the subsidiaries of the Company for a total consideration of RM12,675,000. Following the subscription of shares, the Company is holding 72% of the total equity interest in MSSB.
- (f) On 6th March 2014, the Company subscribed for one share of SGD1.00 in Future NRG Pte. Ltd. ("FNPL"), a private company limited by shares incorporated in Singapore, representing 100% of the total equity interest in FNPL for a total consideration of SGD1.00.

37. CAPITAL MANAGEMENT

The primary objective of the Group's capital management is to ensure that it maintains a strong credit rating and healthy capital ratios in order to support its business and maximise shareholder value.

The Group manages its capital structure and makes adjustments to it, in light of changes in economic conditions. To maintain or adjust the capital structure, the Group may adjust the dividend payment to shareholders, return capital to shareholders or issue new shares. No changes were made in the objectives, policies or processes during the year.

The Group monitors capital using a gearing ratio, which is net debt divided by capital. The Group includes within net debt, is loans and borrowings, less cash and bank balances. Capital includes equity attributable to the owners of the parent.

	Group		Company	
	2013 RM	2012 RM	2013 RM	2012 RM
Loans and borrowings	79,714,284	31,818,025	16,500,000	36,643
Less: Cash and bank balances	(45,172,344)	(40,305,686)	(1,442,194)	(14,344,535)
Net debt	34,541,940	(8,487,661)	15,057,806	(14,307,892)
Equity attributable to the owners of the parent	281,992,209	222,593,156	193,575,928	159,274,685
Gearing ratio	12%	N/A	8%	N/A

38. SEGMENT INFORMATION

For management purposes, the Group is organised into business units based on their products and services, and has four reportable operating segments as follows:

(i) Manufacturing and trading services and theming

Manufacturing, trading and theming of safety, fire fighting equipment and industrial products, installation and maintenance of the Fire Departments' privatised Computerised Fire Alarm Monitoring System ("CMS") and specialist themed works.

(ii) Construction, engineering services and property development

Contract for mechanical and electrical works, corrective and preventive maintenance within the fire industry and speciality construction industry, developing and selling of properties.

(iii) Renewable energy and palm oil

Providing renewable, alternative and waste to energy, and operation of palm oil mill for the purposes of treatment, cure and extraction of palm oil.

(iv) Investment holding

The investment segment is in the business of investment holding.

No operating segments have been aggregated to form the above reportable operating segments.

Management monitors the operating results of its business units separately for the purpose of making decisions about resource allocation and performance assessment. Segment performance is evaluated based on operating profit or loss which, in certain respects as explained in the table below, is measured differently from operating profit or loss in the consolidated financial statements. Group financing (including finance costs) and income taxes are managed on a group basis and are not allocated to operating segments.

Notes to the Financial Statements
< cont'd

38. SEGMENT INFORMATION (CONTINUED)

	Manufacturing and trading services and theming RM	Construction, engineering services and property development RM	Renewable energy and palm oil RM	Investment holding and others RM	Elimination RM	Consolidated RM
31st December 2013						
Revenue						
External sales	74,901,776	283,440,585	114,158,315	-	-	472,500,676
Inter-segment sales	31,146,389	141,569,019	784,451	-	(173,499,859) ^(a)	-
	106,048,165	425,009,604	114,942,766	-	(173,499,859)	472,500,676
Results						
Segment results	3,710,788	54,043,150	4,024,731	30,362,331	(34,432,266) ^(b)	57,708,734
Finance costs						(1,877,173)
Income tax						(16,338,705)
Profit, net of tax						39,492,856
Assets and liabilities						
Segment assets	76,744,595	277,827,875	212,579,487	283,585,398	(387,308,705) ^(c)	463,428,650
Unallocated assets						945,643
Total assets						464,374,293
Segment liabilities	57,118,363	165,938,885	143,056,106	94,361,420	(285,163,973) ^(d)	175,310,801
Unallocated liabilities						5,166,365
Total liabilities						180,477,166
Other information						
Capital expenditure	162,063	292,609	84,923,687	29,295	-	85,407,654
Depreciation and amortisation	552,117	302,138	292,800	312,329	-	1,459,384
Reversal of impairment loss on trade receivables	(273,759)	(700,439)	-	-	-	(974,198)
Impairment loss on trade receivables	310,359	188,960	-	-	-	499,319
Inventories written back	(82,111)	-	-	-	-	(82,111)
Non cash expenses	108,180	35,810	-	-	-	143,990

Notes to the Financial Statements
< cont'd**38. SEGMENT INFORMATION (CONTINUED)**

	Manufacturing and trading services and theming RM	Construction, engineering services and property development RM	Renewable energy and palm oil RM	Investment holding and others RM	Elimination RM	Consolidated RM
31st December 2012						
Revenue						
External sales	94,410,979	135,458,204	181,026,157	502	-	410,895,842
Inter-segment sales	20,659,474	73,243,521	-	4,320,300	(98,223,295) ^(a)	-
	115,070,453	208,701,725	181,026,157	4,320,802	(98,223,295)	410,895,842
Results						
Segment results	8,817,763	33,415,737	(2,646,963)	7,230,352	(6,807,371) ^(b)	40,009,518
Finance costs						(2,813,251)
Income tax						(10,045,794)
Share of results of associates						913,197
Profit, net of tax						28,063,670
Assets and liabilities						
Segment assets	92,115,739	135,102,326	151,132,904	267,070,184	(295,350,862) ^(c)	350,070,291
Unallocated assets						1,608,596
Total assets						351,678,887
Segment liabilities	74,336,800	81,581,410	88,076,471	74,430,105	(194,325,395) ^(d)	124,099,391
Unallocated liabilities						3,508,901
Total liabilities						127,608,292
Other information						
Capital expenditure	438,076	83,915	7,101,267	31,775	-	7,655,033
Depreciation and amortisation	559,486	354,809	278,802	272,111	-	1,465,208
Reversal of impairment loss on trade receivables	(709,175)	(84,832)	-	(40,976)	-	(834,983)
Impairment loss on trade receivables	233,822	-	-	-	-	233,822
Inventories written back	(93,071)	-	-	-	-	(93,071)
Non cash expenses	7,640	237	-	-	-	7,877

Notes to the Financial Statements
< cont'd

38. SEGMENT INFORMATION (CONTINUED)

Notes

Nature of adjustments and eliminations to arrive at amounts reported in the consolidated financial statements

- (a) Inter-segment revenues are eliminated on consolidation.
- (b) Profit from inter segment sales are eliminated on consolidation.
- (c) The following items are added to/(deducted from) segment assets to arrive at total assets reported in the consolidated statement of financial position:

	2013	2012
	RM	RM
Investment in subsidiaries	(108,275,790)	(106,432,790)
Intangible assets	4,360,416	4,360,416
Development properties	-	(729,858)
Trade and other receivables	(12,777,791)	(8,589)
Other current assets	311,077	552,334
Inter-segment assets	(270,802,335)	(192,002,375)
Cash and banks	(124,282)	(1,090,000)
	(387,308,705)	(295,350,862)

- (d) The following items are added to/(deducted from) segment liabilities to arrive at total liabilities reported in the consolidated statement of financial position:

	2013	2012
	RM	RM
Trade and other payables	(12,664,753)	10,247
Inter-segment liabilities	(272,499,220)	(194,335,642)
	(285,163,973)	(194,325,395)

Information about major customers

Major customers' information is revenue from transactions with a single external customer amount to ten percent or more of the Group's revenue. A group of entities known to a reporting entity to be under common control shall be considered a single customer, and a government and entities known to the reporting entity to be under the control of that government shall be considered a single customer.

Major customer include revenue from a major customer amounting to RM56,233,652 arising from sales of palm oil in Malaysia.

38. SEGMENT INFORMATION (CONTINUED)Geographical information

Revenue information based on the geographical location of customers is as follows:

	Revenue	
	2013	2012
	RM	RM
Malaysia	464,305,776	402,700,942
Singapore	8,184,174	8,184,174
China	10,726	10,726
	472,500,676	410,895,842

The following is an analysis of the carrying amount of segment assets and capital expenditure, analysed by geographical segments:

	Segments assets		Capital expenditure	
	2013	2012	2013	2012
	RM	RM	RM	RM
Malaysia	411,993,439	309,120,438	84,395,585	6,588,964
Singapore	21,984,080	12,105,207	194,568	194,568
China	30,396,774	30,453,242	817,501	871,501
	464,374,293	351,678,887	85,407,654	7,655,033

SUPPLEMENTARY INFORMATION

ON REALISED AND UNREALISED PROFITS OR LOSSES

The breakdown of the retained earnings of the Group and of the Company as at 31st December 2013 into realised and unrealised profits presented in accordance with the directive issued by Bursa Malaysia Securities Berhad dated 25th March 2010 and prepared in accordance with Guidance on Special Matter No.1, Determination of Realised and Unrealised Profits or Losses in the Context of Disclosure Pursuant to Bursa Malaysia Securities Berhad Listing Requirements, as issued by the Malaysian Institute of Accountants.

	Group		Company	
	2013 RM	2012 RM	2013 RM	2012 RM
Total retained earnings				
- realised	101,905,557	69,131,048	30,601,600	8,247,878
- unrealised	1,540,855	228,562	634,521	237,837
	103,446,412	69,359,610	31,236,121	8,485,715
Total share of retained earnings from associates				
- realised	-	913,197	-	-
	103,446,412	70,272,807	31,236,121	8,485,715
Less: Consolidation adjustments	82,534	72,238	-	-
Total retained earnings as per statement of financial position	103,528,946	70,345,045	31,236,121	8,485,715

The determination of realised and unrealised profits is based on Guidance on Special Matter No.1, *Determination of Realised and Unrealised Profits or Losses in the Context of Disclosure Pursuant to Bursa Malaysia Securities Berhad Listing Requirements*, issued by the Malaysian Institute of Accountants on 20 December 2010.

The disclosure of realised and unrealised profits or losses is solely for complying with the disclosure requirements stipulated in the directive of Bursa Malaysia and should not be applied for any other purposes.

INDEPENDENT AUDITORS' REPORT

TO THE MEMBERS OF FITTERS DIVERSIFIED BERHAD

Report on the Financial Statements

We have audited the financial statements of FITTERS Diversified Berhad, which comprise the statements of financial position as at 31st December 2013 of the Group and of the Company, and the statements of comprehensive income, statements of changes in equity and statements of cash flows of the Group and of the Company for the financial year then ended, and a summary of significant accounting policies and other explanatory information, as set out on pages 42 to 121.

Directors' Responsibility for the Financial Statements

The directors of the Company are responsible for the preparation of financial statements so as to give a true and fair view in accordance with the Financial Reporting Standards and the requirements of the Companies Act, 1965 in Malaysia. The directors are also responsible for such internal controls as the directors determine are necessary to enable the preparation of financial statements that are free from material misstatement, whether due to fraud or error.

Auditors' Responsibility

Our responsibility is to express an opinion on these financial statements based on our audit. We conducted our audit in accordance with approved standards on auditing in Malaysia. Those standards require that we comply with ethical requirements and plan and perform the audit to obtain reasonable assurance about whether the financial statements are free from material misstatement.

An audit involves performing procedures to obtain audit evidence about the amounts and disclosures in the financial statements. The procedures selected depend on our judgement, including the assessment of risks of material misstatement of the financial statements, whether due to fraud or error. In making those risk assessments, we consider internal controls relevant to the Company's preparation of financial statements that give a true and fair view in order to design audit procedures that are appropriate in the circumstances, but not for the purpose of expressing an opinion on the effectiveness of the Company's internal controls. An audit also includes evaluating the appropriateness of accounting policies used and the reasonableness of accounting estimates made by the directors, as well as evaluating the overall presentation of the financial statements.

We believe that the audit evidence we have obtained is sufficient and appropriate to provide a basis for our audit opinion.

Opinion

In our opinion, the financial statements give a true and fair view of the financial position of the Group and of the Company as at 31st December 2013 and of their financial performance and cash flows for the financial year then ended in accordance with the Financial Reporting Standards and the requirements of the Companies Act, 1965 in Malaysia.

Report on Other Legal and Regulatory Requirements

In accordance with the requirements of the Companies Act, 1965 in Malaysia, we also report the following:-

- a) In our opinion, the accounting and other records and the registers required by the Companies Act, 1965 in Malaysia to be kept by the Company and its subsidiaries of which we have acted as auditors have been properly kept in accordance with the provisions of the Companies Act, 1965 in Malaysia.
- b) We have considered the financial statements and the auditors' reports of all the subsidiaries of which we have not acted as auditors, which are indicated in Note 17 to the financial statements.
- c) We are satisfied that the financial statements of the subsidiaries that have been consolidated with the Company's financial statements are in form and content appropriate and proper for the purposes of the preparation of the financial statements of the Group and we have received satisfactory information and explanations required by us for those purposes.
- d) The auditors' reports on the financial statements of the subsidiaries did not contain any qualification or any adverse comment made under Section 174(3) of the Companies Act, 1965 in Malaysia.

Independent Auditors' Report to the Members of Fitters Diversified Berhad
< cont'd

Other Reporting Responsibilities

The supplementary information set out in page 122 is disclosed to meet the requirement of Bursa Malaysia Securities Berhad and is not part of the financial statements. The directors are responsible for the preparation of the supplementary information in accordance with the Guidance on Special Matter No.1, Determination of Realised and Unrealised Profits or Losses in the Context of Disclosure Pursuant to Bursa Malaysia Securities Berhad Listing Requirements, as issued by the Malaysian Institute of Accountants ("MIA Guidance") and the directive of Bursa Malaysia Securities Berhad. In our opinion, the supplementary information is prepared, in all material respects, in accordance with the MIA Guidance and the directive of Bursa Malaysia Securities Berhad.

Other Matters

This report is made solely to the members of the Company, as a body, in accordance with Section 174 of the Companies Act, 1965 in Malaysia and for no other purpose. We do not assume responsibility to any other person for the contents of this report.

Baker Tilly Monteiro Heng
No. AF 0117
Chartered Accountants

Ng Boon Hiang
No. 2916/03/16 (J)
Chartered Accountant

Kuala Lumpur

Date: 18th April 2014

LIST OF PROPERTIES HELD BY THE GROUP

as at 31 December 2013

	Description	Address	Net Book Value RM	Tenure	Date of last valuation / acquisition	Existing Use	Age Of Building (Year)
1	5-storey office block 1,779.20 m ²	No. 1 Jalan Tembaga SD 5/2 Bandar Sri Damansara 52200 Kuala Lumpur	14,957,470	Freehold	03-06-2013	Office	20
2	2-storey shop house 143.07 m ²	12 Jalan Sagu 5 Taman Daya 81100 Johor Bahru Johor Darul Takzim	347,797	Freehold	21-05-2013	Office	20
3	3-storey shop house 143.07 m ²	66 Lintang Angsana Bandar Baru Ayer Itam 11500 Pulau Pinang	1,287,300	Leasehold Expire on 2093	25-04-2013	Office	19
4	2-storey shop office 130.0 m ²	13 Jalan Dato' Haji Megat Khas Taman Bandaraya Utama 31400 Ipoh, Perak	357,788	Leasehold Expire on 2093	02-05-2013	Office	19
5	Office 172.8 m ²	32-03 (Bk) Merchant Square Cheras Taman Juara Jaya Selangor Darul Ehsan	68,310	Freehold	21-12-2001	Vacant	12
6	Office 163.4 m ²	32-03 (Fr) Merchant Square Cheras Taman Juara Jaya Selangor Darul Ehsan	66,330	Freehold	21-12-2001	Vacant	12
7	Office 336.22 m ²	32-01, Merchant Square Cheras Taman Juara Jaya Selangor Darul Ehsan	148,750	Freehold	29-01-2004	Vacant	10
8	Shop Office 131.18 m ²	G-48, Jalan Putra Perdana 5/1 Taman Putra Perdana, 47100 Puchong, Selangor	244,680	Leasehold Expire on 19-10-2093	28-03-2011	Vacant	3
9	Land 8.094 Hec. (20 acres)	HS (D): 34685, Lot 5585, Mukim of Ulu Telom District of Cameron Highlands Pahang	12,000,000	Freehold	18-04-2014	Agriculture	-
10	Land 34,130 m ²	PN 46795 No. Lot 30119, Mukim Setapak, Daerah Kuala Lumpur	2,449,753	Leasehold Expire on 20-11-2106	12-12-2007	Development	-
11	Land 12,141 m ²	HS (D):204963, Lot PT 6127, Bandar Sri Sendayan, Daerah Seremban Negeri Sembilan	1,633,500	Freehold	21-09-2010	Industrial	-
12	Land 20.23 Hec.	HS(D): 15865, Lot 18059, Mukim Rawang, District of Gombak, Selangor Darul Ehsan	32,670,000	Leasehold Expire on 26-10-2102	27-11-2012	Development	-
13	Land 125,130 m ²	No.3998, Batu 5, Jalan Baling, 09300 Kuala Ketil, Kedah	7,197,000	Freehold	01-11-2013	Industrial	1

ANALYSIS OF SHAREHOLDINGS

AS AT 2 MAY 2014

Authorised Share Capital	:	RM500,000,000.00 (1,000,000,000 Ordinary Shares of RM0.50 each)
Issued and fully paid-up	:	RM155,929,105.00 (311,858,210 Ordinary Shares of RM0.50 each)
Class of Shares	:	Ordinary Shares of RM0.50 each
Voting Rights	:	One (1) vote per shareholder on a show of hands One (1) vote per share on a poll

ANALYSIS BY SIZE OF SHAREHOLDINGS AS AT 2 MAY 2014

Size of Holdings	No. of Shareholders	%	No. of Shares Held	%
1 – 99	503	10.07	25,358	0.01
100 – 1,000	306	6.13	161,747	0.05
1,001 – 10,000	2,288	45.81	13,694,583	4.43
10,001 – 100,000	1,644	32.91	50,142,452	16.21
100,001 to less than 5% of issued shares	249	4.98	138,610,738	44.81
5% and above of issued shares	5	0.10	106,703,332	34.49
Total	4,995	100.00	309,338,210 [#]	100.00 [#]

[#] Excluding a total of 2,520,000 shares bought back by the Company and retained as treasury shares.

DIRECTORS' SHAREHOLDINGS AS PER THE REGISTER OF DIRECTORS' SHAREHOLDINGS AS AT 2 MAY 2014

No.	Name	Direct Shareholdings		Indirect Shareholdings	
		No. of Shares Held	% [#]	No. of Shares Held	% [#]
1.	Mohammad Nizar Bin Idris	-	-	-	-
2.	Dato' Wong Swee Yee	94,750,672	30.63	1,589,944 ⁽¹⁾	0.51
3.	Datin Goh Hooi Yin	1,531,012	0.50	94,750,625 ⁽²⁾	30.63
4.	Datuk Dr. Soh Chai Hock	-	-	-	-
5.	Kong Sin Seng	-	-	-	-
6.	Zahedi Bin Hj Mohd Zain	7,766	Neg	285,857 ⁽³⁾	0.10
7.	Dato' Ir. Low Keng Kok	18,496,666	5.98	-	-

Notes:-

(1) Deemed interested in his brother, Mr. Wong Swee Seong's, and his spouse, Datin Goh Hooi Yin's, direct shareholdings in FITTERS Diversified Berhad ("FITTERS").

(2) Deemed interested in her spouse, Dato' Wong Swee Yee's, direct shareholdings in FITTERS.

(3) Deemed interested by virtue of his substantial shareholdings in Sijas Holdings Sdn Bhd's and Saleha & Anak-Anak Holdings Sdn Bhd's by virtue of Section 6A(4) of the Companies Act, 1965.

[#] Excluding a total of 2,520,000 shares bought back by the Company and retained as treasury shares.

ANALYSIS OF SHAREHOLDINGS AS AT 2 MAY 2014 (CONTINUED)**SUBSTANTIAL SHAREHOLDERS AS PER THE REGISTER OF SUBSTANTIAL SHAREHOLDERS AS AT 2 MAY 2014**

No.	Name	Direct Shareholdings		Indirect Shareholdings	
		No. of Shares Held	%#	No. of Shares Held	%#
1.	Dato' Wong Swee Yee	94,750,672	30.63	1,589,944 ⁽¹⁾	0.51
2.	Datin Goh Hooi Yin	1,531,012	0.50	94,750,625 ⁽²⁾	30.63
3.	Dato' Ir. Low Keng Kok	18,496,666	5.98	-	-

Notes:-

(1) Deemed interested in his brother, Mr. Wong Swee Seong's, and his spouse, Datin Goh Hooi Yin's, direct shareholdings in FITTERS.

(2) Deemed interested in her spouse, Dato' Wong Swee Yee's, direct shareholdings in FITTERS.

Excluding a total of 2,520,000 shares bought back by the Company and retained as treasury shares.

LIST OF THIRTY (30) LARGEST SHAREHOLDERS

No.	Name	No. of Shares Held	%#
1.	AllianceGroup Nominees (Tempatan) Sdn Bhd <i>Pledged Securities Account for Wong Swee Yee (8092341)</i>	34,048,333	11.01
2.	EB Nominees (Tempatan) Sendirian Berhad <i>Pledged Securities Account for Wong Swee Yee (KLM)</i>	18,595,840	6.01
3.	RHB Capital Nominees (Tempatan) Sdn Bhd <i>Pledged Securities Account for Low Keng Kok</i>	18,496,666	5.98
4.	RHB Capital Nominees (Tempatan) Sdn Bhd <i>Pledged Securities Account for Wong Swee Yee</i>	17,986,716	5.81
5.	HDM Nominees (Tempatan) Sdn Bhd <i>Pledged Securities Account for Wong Swee Yee (M14)</i>	17,575,777	5.68
6.	Tee Tiam Lee	11,580,018	3.74
7.	Wong Swee Yee	4,700,000	1.52
8.	AmSec Nominees (Asing) Sdn Bhd <i>Pledged Securities Account for Chin Chin Seong</i>	9,950,050	3.47
9.	HSBC Nominees (Asing) Sdn Bhd <i>Exempt An for Credit Suisse (SG BR-TST-ASING)</i>	4,350,000	1.41
10.	Cheng Seow Fong	3,272,960	1.06
11.	Leong Kok Wah	3,270,083	1.06
12.	RHB Capital Nominees (Tempatan) Sdn Bhd <i>Pledged Securities Account for Cheng Seow Fong</i>	2,599,000	0.84
13.	HSBC Nominees (Asing) Sdn Bhd <i>HSBC-FS I for JPMorgan Malaysia Fund</i>	2,300,000	0.74

Analysis of Shareholdings as at 2 May 2014
< cont'd

LIST OF THIRTY (30) LARGEST SHAREHOLDERS (CONTINUED)

No.	Name	No. of Shares Held	%#
14.	Maybank Nominees (Tempatan) Sdn Bhd <i>Pledged Securities Account for Cheng Seow Fong</i>	2,284,000	0.74
15.	Su Ming Yaw	2,260,000	0.73
16.	Wong Kim Yin	2,239,000	0.72
17.	RHB Capital Nominees (Tempatan) Sdn Bhd <i>Pledged Securities Account for Sim Keng Chor</i>	2,201,000	0.71
18.	Cartaban Nominees (Tempatan) Sdn Bhd <i>RHB Trustees Berhad for MAAKL – HW Shariah Progress Fund</i>	2,200,000	0.71
19.	Lim Twee Yong	1,900,000	0.61
20.	Yon Yu Hon @ Hon Yew Hon	1,847,049	0.60
21.	HSBC Nominees (Asing) Sdn Bhd <i>Exempt An for Credit Suisse (HK BR-TST-Asing)</i>	1,776,800	0.57
22.	Lai Lan @ Loow Lai Lan	1,770,394	0.57
23.	Goh Hooi Yin	1,531,012	0.49
24.	Cheng Seow Fong	1,500,000	0.48
25.	Sim Keng Chor	1,367,553	0.44
26.	CitiGroup Nominees (Tempatan) Sdn Bhd <i>Kumpulan Wang Persaraan (Diperbadankan) (Kenanga)</i>	1,365,800	0.44
27.	Tokio Marine Insurans (Malaysia) Berhad	1,328,100	0.43
28.	Ang Kheng Thong	1,296,979	0.42
29.	UOBM Nominees (Tempatan) Sdn Bhd <i>UOB Asset Management (Malaysia) Berhad for Uni Aggressive Fund</i>	1,291,666	0.42
30.	Wong Kai Fatt	1,277,000	0.41
Total :		174,730,720	56.49

Excluding a total of 2,520,000 shares bought back by the Company and retained as treasury shares.

NOTICE OF TWENTY-EIGHTH ANNUAL GENERAL MEETING

NOTICE IS HEREBY GIVEN THAT the Twenty-Eighth Annual General Meeting of FITTERS Diversified Berhad (Company No. 149735-M) will be held at Wisma FITTERS, No. 1, Jalan Tembaga SD 5/2, Bandar Sri Damansara, 52200 Kuala Lumpur on Wednesday, 18 June 2014 at 11.00 a.m. for the following purposes:

AGENDA

ORDINARY BUSINESS	Resolution
1. To receive the Audited Financial Statements for the financial year ended 31 December 2013 together with the Directors' and Auditors' Reports thereon.	Note C
2. To re-elect the following Directors who retire pursuant to Article 83 of the Articles of Association of the Company:-	
(a) Mr Kong Sin Seng	1
(b) Encik Zahedi Bin Haji Mohd Zain	2
3. To consider, if thought fit, pass the following resolution pursuant to Section 129(6) of the Companies Act, 1965 as an ordinary resolution:-	
“ THAT pursuant to Section 129(6) of the Companies Act, 1965, Encik Mohammad Nizar Bin Idris be and is hereby re-appointed Director of the Company to hold office until the next annual general meeting of the Company.”	3
4. To approve the payment of Directors' fees for the financial year ended 31 December 2013.	4
5. To re-appoint Messrs. Baker Tilly Monteiro Heng as the Company's Auditors and to authorise the Board of Directors to fix their remuneration.	5
SPECIAL BUSINESS	
6. To consider and, if thought fit, to pass with or without modifications, the following Ordinary Resolutions:	
6.1 Authority for Directors to Issue and Allot Shares Pursuant to Section 132D of the Companies Act, 1965	6
“ THAT pursuant to Section 132D of the Companies Act, 1965, the Directors be and are hereby authorised to issue shares in the Company at any time until the conclusion of the next Annual General Meeting and upon such terms and conditions and for such purposes as the Directors may, in their absolute discretion, deem fit provided that the aggregate number of shares to be issued does not exceed 10% of the issued and paid-up share capital of the Company for the time being, subject always to the approvals of the relevant regulatory authorities AND THAT the Directors be and are also empowered to obtain the approval for the listing of and quotation for the additional shares to be issued on Bursa Malaysia Securities Berhad (“Bursa Securities”) AND THAT such authority shall continue to be in force until the conclusion of the next Annual General Meeting of the Company.”	
6.2 Proposed Renewal of Shareholders' Mandate for Recurrent Related Party Transactions of a Revenue or Trading Nature (“Proposed Renewal of Shareholders' Mandate”)	7
“ THAT pursuant to paragraph 10.09 of the Main Market Listing Requirements (“Listing Requirements”) of Bursa Securities, approval be and is hereby given to the Company and its subsidiaries (“FITTERS Group”) to enter into and give effect to specified Recurrent Related Party Transactions of a revenue or trading nature and with classes of the related parties as stated in Section 2.4 of the Circular to Shareholders dated 27 May 2014 which are necessary for the FITTERS Group's day to day operations subject to the following:	

Resolution

- (a) the transactions are in the ordinary course of business and are on normal commercial terms which are not more favourable to the Related Party than those generally available to the public and on such terms that are not to the detriment of the minority shareholders of the Company;
- (b) disclosure is made in the annual report of the aggregate value of the Recurrent Related Party Transactions conducted pursuant to the Shareholders' Mandate during the financial year;

THAT such approval shall take effect from the passing of the ordinary resolution and will continue to be in force (unless revoked or varied by the Company in general meeting) until:-

- (a) the conclusion of the next AGM of the Company in 2014, at which time it will lapse, unless by a resolution passed at that meeting whereby the authority is renewed;
- (b) the expiration of the period within which the next AGM of the Company after the date it is required to be held pursuant to section 143 (1) of the Companies Act, 1965 ("Act") (but shall not extend to such extension as may be allowed pursuant to section 143 (2) of the Act); or
- (c) revoked or varied by resolution passed by the shareholders in general meeting;

whichever is the earlier.

AND THAT the Directors and the Secretaries of the Company be and are hereby authorised to complete and do all such acts and things as they may consider expedient or necessary (including executing such documents as may be required) to give effect to the Proposed Shareholders' Mandate."

6.3 Proposed Renewal of Share Buy-Back Mandate

8

"THAT subject to compliance with Section 67A of the Companies Act 1965, the Memorandum and Articles of Association of the Company, the Listing Requirements of Bursa Securities and all other prevailing laws, rules, regulations, orders, guidelines and requirements issued and/or amended from time to time by any relevant authority, the Company be and is hereby authorised to renew the approval granted by the shareholders of the Company at the Twenty-Seventh Annual General Meeting of the Company held on 17 June 2013, authorising the Company to purchase and/or hold up to 10% of the issued and paid-up share capital of the Company for the time being ("Proposed Share Buy-Back") as may be determined by the Directors of the Company from time to time through Bursa Securities upon such terms and conditions as the Directors of the Company may deem fit and expedient in the interest of the Company and an amount not exceeding the retained profits of the Company, be allocated by the Company for the Proposed Share Buy-Back. The retained profits of the Company stood at RM31,647,529 for the financial year ended 31 December 2013.

AND THAT upon completion of the purchase by the Company of its own shares, the Directors of the Company be and are hereby authorised to cancel such shares or retain such shares as the Treasury Shares or a combination of both. The Directors of the Company are further authorised to resell the Treasury Shares on Bursa Securities or distribute the Treasury Shares as dividends to the shareholders of the Company or subsequently cancel the Treasury Shares or any combination of the three.

AND FURTHER THAT the Directors of the Company be and are hereby authorised to carry out the Proposed Share Buy-Back immediately upon the passing of this resolution until:

- (a) the conclusion of the next Annual General Meeting ("AGM") of the Company at which time the authority shall lapse, unless by ordinary resolution passed at the meeting, the authority is renewed, either unconditionally or subject to conditions; or
- (b) the expiration of the period within which the next AGM is required by law to be held; or
- (c) revoked or varied by ordinary resolution passed by the shareholders of the Company in a general meeting,

whichever occur first but not so as to prejudice the completion of purchase(s) by the Company before the aforesaid expiry date and to take all steps as are necessary and/or to do all such acts and things as the Directors of the Company deem fit and expedient in the interest of the Company to give full effect to the Proposed Share Buy-Back with full powers to assent to any conditions, modifications, amendments and/or variations as may be imposed by the relevant authorities.”

7. To transact any other ordinary business of the Company of which due notice shall have been given in accordance with the Company's Articles of Association and the Companies Act, 1965.

By Order of the Board
FITTERS Diversified Berhad
NG YIM KONG (LS 0009297)
Company Secretary

Kuala Lumpur
27 May 2014

Notes:

A. PROXY

1. A member of the Company entitled to attend and vote at the meeting is entitled to appoint a proxy in his / her stead.
2. A proxy may but need not be a member of the Company and the provision of Section 149(1) (b) of the Act shall not apply to the Company.
3. Where a member of the Company is an Exempt Authorised Nominee which holds ordinary shares in the Company for multiple beneficial owners in one (1) securities account (“omnibus account”), there is no limit to the number of proxies which the Exempt Authorised Nominee may appoint in respect of each omnibus account it holds.
4. A member shall be entitled to appoint more than one (1) proxy to attend and vote at the same meeting. Where a member appoints more than one (1) proxy, the appointment shall be invalid unless he specifies the proportion of his shareholdings to be represented by each proxy.
5. If the appointer is a corporation, the proxy form must be executed under its common seal or under the hand of an officer or of his attorney duly authorised in writing.
6. The instrument appointing a proxy must be deposited at the Company's Registered Office at Wisma FITTERS, No. 1, Jalan Tembaga SD 5/2, Bandar Sri Damansara, 52200 Kuala Lumpur not less than forty-eight (48) hours before the time for holding the meeting or at any adjournment thereof.

B. GENERAL MEETING RECORD OF DEPOSITORS

For the purpose of determining whether a member is entitled to attend the Twenty-Eighth Annual General Meeting, the Company shall be requesting from Bursa Malaysia Depository Sdn. Bhd. in accordance with Article 59 of the Company's Articles of Association and Section 34(1) of the Securities Industry (Central Depositories) Act 1991, to issue a General Meeting Record of Depositors as at 11 June 2014. Only a depositor whose name appears in the Record of Depositors as at 11 June 2014 will be entitled to attend, speak and vote at the Meeting.

C. AUDITED FINANCIAL STATEMENTS FOR THE FINANCIAL YEAR ENDED 31 DECEMBER 2013

This agenda item is meant for discussion only as the provisions of Section 169(1) of the Companies Act, 1965 and the Company's Articles of Association do not require a formal approval of the said Audited Financial Statements by the shareholders. Hence, this agenda item is not subject to voting by the shareholders.

Notice of Twenty-Eighth Annual General Meeting
< cont'd

D. EXPLANATORY NOTES ON SPECIAL BUSINESS

Resolution 6 - Authority for directors to issue and allot shares pursuant to Section 132D of the Companies Act, 1965

This resolution is proposed pursuant to Section 132D of the Companies Act, 1965, and if passed, will give the Directors of the Company, from the date of the above Annual General Meeting, authority to issue and allot shares in the Company up to and not exceeding in total ten per cent (10%) of the issued and paid-up share capital of the Company for the time being and for such purposes as the Directors deem fit and in the best interest of the Company. This authority, unless revoked or varied at a general meeting, will expire at the conclusion of the next Annual General Meeting of the Company.

This mandate is a renewal of the last mandate granted to the Directors at the Twenty-Seventh Annual General Meeting held on 17 June 2013 which will lapse at the conclusion of the Twenty-Eighth Annual General Meeting.

The renewal of this mandate will provide flexibility to the Company for any possible fund raising activities, including but not limited to further placing of shares, for the purpose of funding future investment, working capital and/or acquisition or to issue new shares as consideration for investments and/or acquisition which the Directors consider would be in the best interest of the Company.

Up to the date of this Notice, the Company has not issued any shares pursuant to the mandate granted to the Directors at the Twenty-Seventh Annual General Meeting because there were no investment(s), acquisition(s) or working capital that required fund raising activity.

Resolution 7 - Proposed Renewal of Shareholders' Mandate for Recurrent Related Party Transactions of a Revenue or Trading Nature ("Proposed Shareholders' Mandate")

The detailed text on Resolution 7 on the Proposed Renewal of Shareholders' Mandate for Recurrent Related Party Transactions of a Revenue or Trading Nature is included in the Circular to Shareholders dated 27 May 2014 which is enclosed together with the 2013 Annual Report.

Resolution 8 - Proposed Renewal of Share Buy-Back Mandate

The detailed text on Resolution 8 on the Proposed Renewal of Share Buy-Back Mandate is included in the Share Buy-Back Statement dated 27 May 2014 which is enclosed together with the 2013 Annual Report.

Number of shares held :

I/We _____ NRIC No : _____
(Full name in Capital Letters)

of _____
(Address)

being a member/members of FITTERS Diversified Berhad hereby appoint

_____ NRIC No : _____
(Full Name)

of _____
(Address)

or failing him, _____ NRIC No : _____
(Full Name)

of _____
(Address)

as *my/*our proxy to vote for *me/*us on *my/*our behalf at the Twenty-Eighth Annual General Meeting of FITTERS DIVERSIFIED BERHAD to be held at Wisma FITTERS, No. 1, Jalan Tembaga SD 5/2, Bandar Sri Damansara, 52200 Kuala Lumpur on Wednesday, 18 June 2014 at 11.00 a.m. and at any adjournment thereof.

The proportion of *my/*our holding to be represented by *my/*our proxies are as follows :
(The next paragraph should be completed only when two proxies are appointed).

First Proxy (1) %

Second Proxy (2) %

	FOR	AGAINST
RESOLUTION 1		
RESOLUTION 2		
RESOLUTION 3		
RESOLUTION 4		

	FOR	AGAINST
RESOLUTION 5		
RESOLUTION 6		
RESOLUTION 7		
RESOLUTION 8		

(Please indicate with (X) how you wish your vote to be cast. If no specific direction as to voting is given, the proxy will vote or abstain at his discretion).

Dated this _____ day of _____ 2014.
(*Delete if not applicable)

(Signature/Common Seal of Shareholder)

Notes :

1. A member of the Company entitled to attend and vote at the meeting is entitled to appoint a proxy in his / her stead.
2. A proxy may but need not be a member of the Company and the provision of Section 149(1) (b) of the Act shall not apply to the Company.
3. Where a member of the Company is an Exempt Authorised Nominee which holds ordinary shares in the Company for multiple beneficial owners in one (1) securities account ("omnibus account"), there is no limit to the number of proxies which the Exempt Authorised Nominee may appoint in respect of each omnibus account it holds.
4. The Proxy Form appointing a proxy must be deposited at the Company's Registered Office at Wisma FITTERS, No. 1, Jalan Tembaga SD 5/2, Bandar Sri Damansara, 52200 Kuala Lumpur not less than forty-eight (48) hours before the time for holding the meeting or at any adjournment thereof.
5. A member shall be entitled to appoint more than one (1) proxy to attend and vote at the same meeting. Where a member appoints more than one (1) proxy, the appointment shall be invalid unless he specifies the proportion of his shareholdings to be represented by each proxy.
6. If the appointer is a corporation, the Proxy Form must be executed under its common seal or under the hand of an officer or of his attorney duly authorised in writing.
7. For the purpose of determining whether a member is entitled to attend the Twenty-Eighth Annual General Meeting, the Company shall be requesting from Bursa Malaysia Depository Sdn. Bhd. in accordance with Article 59 of the Company's Articles of Association and Section 34(1) of the Securities Industry (Central Depositories) Act 1991, to issue a General Meeting Record of Depositors as at 11 June 2014. Only a depositor whose name appears in the Record of Depositors as at 11 June 2014 will be entitled to attend, speak and vote at the Meeting.

FOLD HERE

AFFIX
STAMP

THE COMPANY SECRETARY
FITTERS Diversified Berhad (149735-M)
No. 1, Jalan Tembaga SD 5/2
Bandar Sri Damansara
52200 Kuala Lumpur
Malaysia

FOLD HERE



FITTERS Diversified Berhad

(149735-M)

No. 1, Jalan Tembaga SD 5/2
Bandar Sri Damansara
52200 Kuala Lumpur
MALAYSIA

GENERAL

603.6276.7155

FAX

603.6275.8692

Email

fdb@fittersgroup.com

www.fittersgroup.com

